



# Board of Directors

Regular Meeting

September 26, 2024





The background of the image is a close-up of blue water with small, dark ripples. A large, white, diagonal stripe runs from the top-left corner to the bottom-right corner, creating a split effect. The text is positioned within the white stripe.

**Welcome  
and  
Call to  
Order**



The background of the slide features a close-up photograph of blue water with gentle ripples. A wide, white diagonal stripe runs from the top-left corner to the bottom-right corner, creating a split effect. The text 'Roll Call' is centered within this white stripe.

# Roll Call









# **Land Acknowledgement**



# Warm Welcome



**Luis Montero-Adams**

Community Advisory Committee Member  
-City of San Diego-



# Warm Welcome!



**Jaclyn Vogel**  
Project Operations and  
Proposal Manager



**Dean Kinports**  
Senior Strategy Policy Manager



**Rachel Zook**  
Vehicle-Grid Integration  
(VGI) Program Manager



**Catherine Riegel**  
Public Outreach Coordinator



**Linda Viernes**  
Human Resource Coordinator




**Bronte Parker**  
Senior Quantitative Energy  
Analyst



The background of the slide features a close-up photograph of blue water with gentle ripples. A wide, white diagonal stripe runs from the top-left corner to the bottom-right corner, creating a split background effect.

**Items to  
be Added,  
Withdrawn  
or  
Reordered  
on the  
Agenda**



The background of the slide features a close-up photograph of blue water with gentle ripples. A prominent white diagonal stripe runs from the top-left corner towards the bottom-right, creating a triangular white space on the left side of the slide. The text is positioned within this white space.

# **Public Comment for Items not on the Agenda**

# Consent Agenda

1. **Approve August 22, 2024, Meeting Minutes**
2. **Receive and File Treasurer's Report for Period Ending June 30, 2024**
3. **Receive and File Update on Programs**
4. **Receive and File Update on Power Resources**
5. **Receive and File Update on Human Resources**
6. **Receive and File Update on Customer Operations**
7. **Receive and File Update on Marketing, Public Relations, and Local Government Affairs**
8. **Receive and File Update on Community Advisory Committee**
9. **Receive and File Update on Community Clean Energy Grant Program**
10. **Receive and File Update on San Diego Regional Climate Collaborative Memorandum of Understanding**
11. **Approve a contract with Virtual Peaker, Inc. with a not-to-exceed amount of \$2,400,000 over three years, and options for two one-year extensions, for a Distributed Energy Resources Management System, and authorize execution by the Chief Executive Officer**
12. **Adoption of Resolution No. 2024-07, Approving 2025 Board Meeting Schedule for San Diego Community Power (Community Power)**



The background of the slide features a close-up photograph of blue water with gentle ripples. A prominent white diagonal stripe runs from the top-left corner towards the bottom-right, creating a triangular white space on the left side of the slide. The title text is positioned within this white space.

# **Public Comment for Consent Agenda**

# Regular Agenda

13. **Presentation and Update on Clean Energy Prepayment Financing**
14. **Adoption of Resolution No. 2024-06, Approving California Community Choice Financing Authority as a Bond Issuer for Energy Prepayment Transaction**
15. **Approval of Amended and Restated Power Purchase Agreement with JVR Energy Park, LLC**
16. **Update on Regulatory and Legislative Affairs**
17. **Update on Solar Battery Savings Program**
18. **Presentation on Partnership Agreement with the New Children's Museum**
19. **Presentation on Energy Academy Funding**
20. **Update on San Diego Community Power Network Overview**



# Item No. 13

## Presentation and Update on Clean Energy Prepayment Financing

### Recommendation:

Receive and File Presentation and Update on Clean Energy  
Prepayment Financing.

#### Presenters:

Dr. Eric Washington, CFO

Mike Berwanger, Managing Director



SAN DIEGO  
**COMMUNITY  
POWER**

## Energy Prepayment Discussion

*September 26, 2024*

---

PFM Financial Advisors LLC

---

555 W. 5th Street  
Suite 3500  
Los Angeles, CA 90013

---

213.489.4075



# Prepayment Transaction Overview

**Goal** – Reduce cost of power purchases by 8% or more

**How** – Leverage use of tax-exempt bonding capacity to secure long-term supply

## Background

Codified in the U.S. tax law

Used since the 1990s largely for natural gas transactions

Over 100 transactions totaling over \$75 billion completed in the U.S. – mostly for gas

Twelve energy prepayment transactions totaling \$11.3 billion completed over the last few years for six California Community Choice Aggregators:

- Ava Community Energy
- Silicon Valley Clean Energy
- Marin Clean Energy
- Pioneer Community Energy
- Clean Power Alliance
- Central Coast Community Energy

# Prepayments That Have Been Completed by Public Utilities in California

Date	Amt. (\$000)	Issuer	Description	Beneficiary
06/2006	230,845	Vernon Nat. Gas Fin Auth	Nat Gas	City of Vernon Elec
01/2007	209,350	Roseville Natural Gas Fin Auth	Nat. Gas	City of Roseville Elec
05/2007	757,055	Northern Ca Gas Auth No. 1	Nat. Gas	SMUD
09/2007	887,360	Long Beach Bond Fin Auth	Nat. Gas	City of Long Beach
10/2007	504,445	So. Ca. Pub. Power Auth	Nat. Gas	Multiple MOUs
10/2007	251,695	Long Beach Bond Fin. Auth	Nat. Gas	City of Long Beach
08/2009	901,620	M-S-R Energy Authority	Nat. Gas	MID/Redding/SVP
10/2009	514,160	So. Ca Pub Power Auth (Windy Flats)	Elec (Wind)	LADWP, Mult. MOUs
04/2010	778,665	Cal. Statewide Comm Dev Auth	Nat. Gas	SMUD
2010/11	394,700	So. Ca Pub Power Auth (Milford 1 & 2)	Elec (Wind)	LADWP, Mult. MOUs
<b>12/2018</b>	<b>539,615</b>	<b>Northern Ca Energy Auth</b>	<b>Gas/Elec</b>	<b>SMUD</b>
5/2024	592,270	So. Ca Pub Power Auth (Energy Prepay)	Elec	Anaheim
Total	\$6,561,780			

***SCPPA/APU transaction in May saved over 15% on old/expensive PPAs***



# Prepayments That Have Been Completed by CCAs in California

Date	Amt. (\$000)	Issuer	Description	Beneficiary
09/2021	1,234,720	California Community Choice Fin Auth	Elec (Green)	SVCE, EBCE
11/2021	602,655	California Community Choice Fin Auth	Elec (Green)	MCE
06/2022	931,120	California Community Choice Fin Auth	Elec (Green)	EBCE
12/2022	459,640	California Community Choice Fin Auth	Elec (Green)	Pioneer
01/2023	841,550	California Community Choice Fin Auth	Elec (Green)	SVCE
02/2023	998,780	California Community Choice Fin Auth	Elec (Green)	CPA
06/2023	958,290	California Community Choice Fin Auth	Elec (Green)	CPA
08/2023	997,895	California Community Choice Fin Auth	Elec (Green)	EBCE
10/2023	647,750	California Community Choice Fin Auth	Elec (Green)	CCCE
12/2023	1,038,285	California Community Choice Fin Auth	Elec (Green)	MCE
01/2024	1,101,625	California Community Choice Fin Auth	Elec (Green)	SVCE
08/2024	1,524,180	California Community Choice Fin Auth	Elec (Green)	CPA
Total	<b>\$11,336,490</b>			

*All transactions to date have achieved @9.5% savings or better.*

*Most recent transactions have been over 12%*

# Entities Involved in a Prepayment Transaction

- **SD Community Power** – Has existing Power Purchase Agreement(s) for clean energy
- **Prepay Counterparty** – Typically a financial institution with a commodity presence or a financial institution partnered with a commodity market participant
- **Issuer** – Bond issuing entity formed for sole purpose of selling the prepayment bonds, typically a Joint Powers Authority (“JPA”). All other CCAs have used California Community Choice Financing Authority (CCCFA)
- **Existing Power Supply Counterparty** – Agrees to limited assignment of the existing PPA
- **Bond Investors** – Purchase the non-recourse tax-exempt prepayment bonds
- **Service Providers** - Municipal financial advisor, bond, tax and disclosure counsel, to support the structuring and issuance of a prepayment transaction.



# Prepayment Timeline

- ~~Nov 7, 2023:~~ ~~Request for Proposal (RFP) was issued for Municipal Financial Advisor (MFA)~~
- ~~Dec 28, 2023:~~ ~~PFM Financial Advisors LLC (PFM) was selected as MFA~~
- ~~Feb 15, 2024:~~ ~~Finance and Risk Management Committee (FRMC) Prepaid Financing Presentation~~
- ~~Feb 22, 2024:~~ ~~Board Presentation Prepaid Financing Presentation~~
- ~~Apr 19, 2024:~~ ~~RFP issued for underwriter and legal services (bond, tax, disclosure)~~
- ~~Aug 22, 2024:~~ ~~Legal counsel agreement with Chapman & Cutler for disclosure services —~~  
~~————— Potential Board approved~~
- ~~Sep 19, 2024:~~ ~~FRMC — Presentation and potential recommendation for Board approval of ———~~  
~~————— Resolution for Bond Issuer~~
- Sep 26, 2024: Board – Presentation and potential approval of Resolution for Bond Issuer**
- Oct 17, 2024:** FRMC – Presentation and potential recommendation for Board approval on Resolution to authorize documents
- Oct 24, 2024:** Board – Presentation and potential recommendation for Board approval on Resolution to authorize documents
- Nov 21, 2024:** Execute prepaid agreement
- Dec 5, 2024: Closing**

The background of the slide features a close-up photograph of blue water with gentle ripples. A wide, white diagonal stripe runs from the top-left corner to the bottom-right corner, creating a split effect. The text is positioned within the white stripe.

# **Public Comment for Item No. 13**



# Item No. 14

## **Adoption of Resolution No. 2024-06, Approving California Community Choice Financing Authority as a Bond Issuer for Energy Prepayment Transaction**

### **Recommendation:**

Adopt Resolution No. 2024-06, approving the selection of California Community Choice Financing Authority (CCCFA), a joint powers authority and a public entity of the State of California established pursuant to the provisions of the Joint Exercise of Powers Act, as the Bond Issuer for potential San Diego Community Power's (Community Power) energy prepayment financing transactions and authorizing Community Power to join the CCCFA as an Associate Member.

The background of the slide features a close-up photograph of blue water with gentle ripples. A prominent white diagonal stripe runs from the top-left corner towards the bottom-right, creating a triangular white space on the left side where the text is located.

# **Public Comment for Item No. 14**



# Item No. 15

## Approval of Amended and Restated Power Purchase Agreement with JVR Energy Park, LLC

### Recommendation:

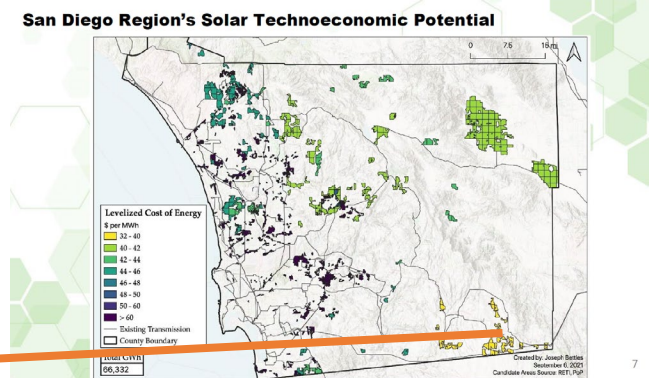
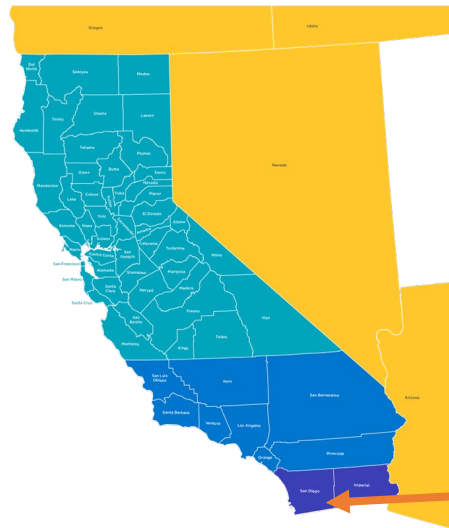
Recommendation: Approve Amended and Restated Power Purchase Agreement with JVR Energy Park, LLC, and authorize the CEO to execute the agreement.

Presenter:

Kenney Key, Director of Power Contracts

# JVR: Project Summary

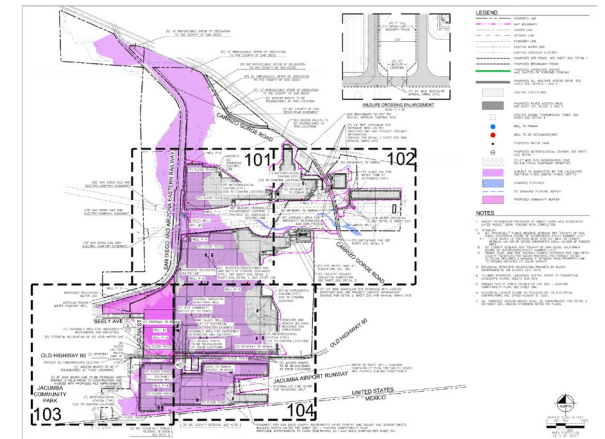
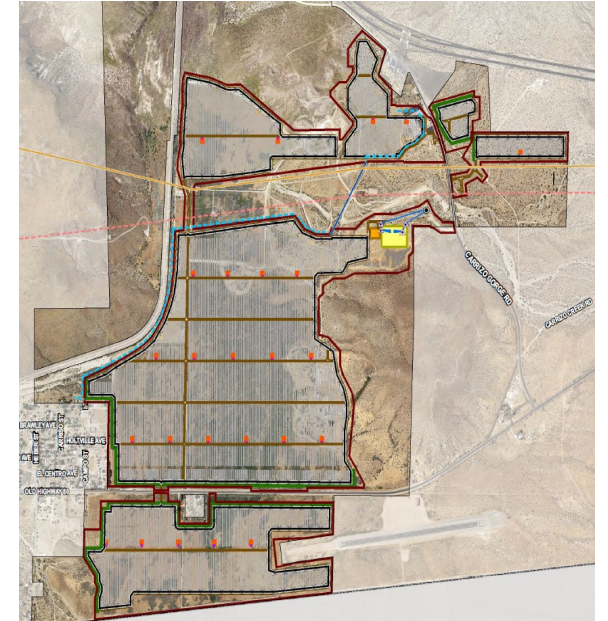
- **Developer:** Baywa
- **Facility:** 90 MWac solar photovoltaic & a 70 MWac / 280 MWhac battery energy storage
- **Location:** San Diego County
- **COD:** Q4 2026
- **Expected Energy:** ~280,000 MWh/Year (Electricity for >52,000 SDCP customer households)





# JVR: Background

- Project submitted to SDCP RFP in 2021
- **June 4, 2021:** Original Power Purchase Agreement (PPA) executed with SDCP
- **August 18, 2021:** Major Use Permit (MUP) issued for JVR Energy Project
- **September 20, 2021:** CEQA Litigation filed challenging issuance of MUP
- **August 23, 2022:** Trial Court sided with JVR Energy Park and found sufficient evidentiary support for their Environmental Impact Report findings and for the issuance of the MUP
- **October 14, 2022:** Appeal filed of Trial Court's decision
- **March 27, 2023:** First PPA Amendment executed with SDCP
- **January 23, 2024:** Appellate Court filed an opinion affirming Trial Court's judgment. No further appeals were filed, and litigation concluded.
- **Today:** Board of Directors to review an Amended and Restated PPA



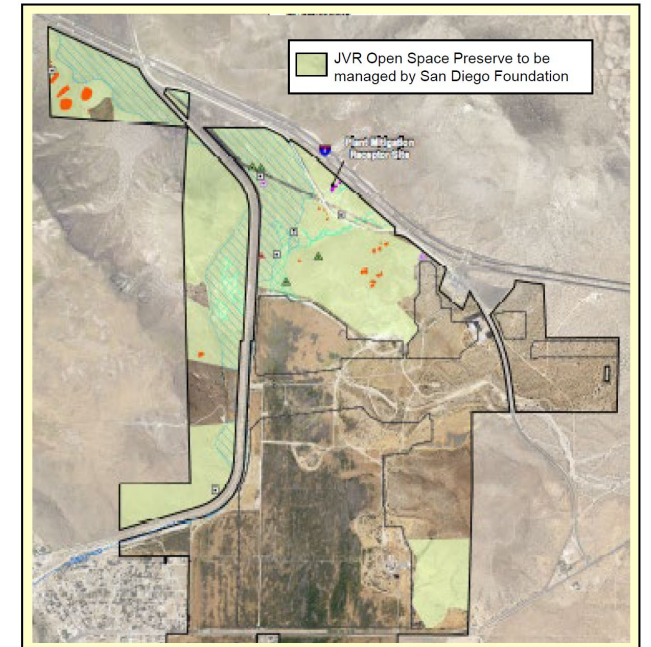
# JVR: A&R PPA Key Terms

- **Product:** Energy (PV and BESS), green attributes, capacity, and resource adequacy benefits
  - The capacity from this project is especially valuable given the project's proximity to SDCP communities and eligibility for San Diego-Imperial Valley (SD-IV) Local Resource Adequacy
- **Pricing:** Fixed for a 20-year term depending on if project qualifies for Energy Community Bonus Credits
- **Timeline:** Guaranteed Commercial Operation Date is October 31, 2026
- **Deliverability:** Project has Full Capacity Deliverability Status (FCDS)
- **A&R Scope:**
  - Revised pricing
  - Increased security deposit
  - Reduced risk by updating settlement language, availability calculations, and curtailment risk

# JVR: Workforce Development & Community Benefits

- Construction will create **350 jobs** using local unions and a **Project Labor Agreement**. Very substantial direct spending and indirect spending will occur with local merchants.
- The NREL Jobs and Economic Impact Model (JEDI) projects **\$46MM of local spending**
- Project will create **\$264MM in tax revenues**, including roughly **\$8.7MM in real estate taxes** for San Diego County
- As part of the permitting process, BayWa has committed **\$4M in cash contributions** to the community:
  - \$450k has already been allocated to San Ysidro Health, Jacumba Community Services District, and the Imperial Valley Desert Museum Society
  - \$3.5M+ still open for allocation; overseen by San Diego Foundation
- BayWa has committed **435 acres of land for conservation** will remain untouched in perpetuity and managed by the San Diego Foundation

435 Acres Conserved in Perpetuity





# JVR: Staff Analysis

- Local resource within SDCP's service territory
- As the only San Diego County renewable generation project currently in the SDCP portfolio, the project adds tremendous value to SDCP customers
  - Only mature utility scale solar + storage project in San Diego County
  - Only solar project in San Diego County with Full Capacity Deliverability Status
- Project would contribute to SDCP's reliability and capacity targets
  - Local resource adequacy add significant value to SDCP's customers
- Revised pricing is competitive with comparable local offers received from SDCP's RFPs
- Significant community benefits

# Item No. 16

## Update on Regulatory and Legislative Affairs

### Recommendation:

Receive and file update on Regulatory and Legislative Affairs.

#### Presenters:

Aisha Cissna, Senior Policy Manager

Patrick Welch, Senior Legislative Manager

# San Diego Regional Energy Network

## FINAL DECISION APPROVING MOTION!

- Issued 8/7/24
- Approves requested eight-year strategic plan, four-year budget and all ten programs:

**\$124,274,207**

ALJ/VUK/avs Date of Issuance 8/7/2024

Decision 24-08-003 August 1, 2024

**BEFORE THE PUBLIC UTILITIES COMMISSION OF THE STATE OF CALIFORNIA**

Order Instituting Rulemaking Concerning Energy Efficiency Rolling Portfolios, Policies, Programs, Evaluation, and Related Issues. Rulemaking 13-11-005

**DECISION ADDRESSING MOTION FOR AUTHORIZATION OF SAN DIEGO REGIONAL ENERGY NETWORK**

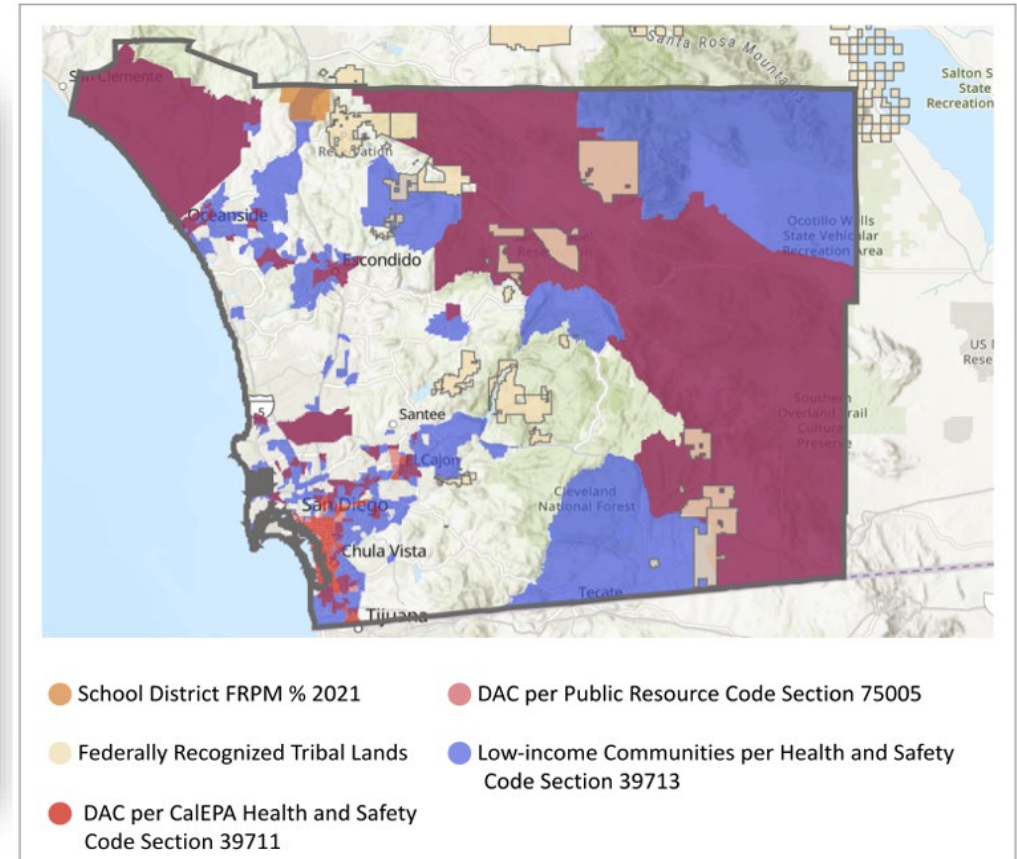
**Summary**

This decision approves the portfolio application of a new energy efficiency portfolio administrator, San Diego Regional Energy Network. Energy savings goals and funding for 2024 – 2027, and the 2024-2031 strategic business plan, are adopted. San Diego Community Power, which will serve as portfolio administrator on behalf of San Diego Regional Energy Network, must submit a joint cooperation memo with San Diego Gas & Electric Company.

This proceeding remains open.

**1. Background and Threshold of Review**

The California Public Utilities Commission's (Commission) energy efficiency framework consists of investor-owned utility (IOU), community choice aggregator (CCA), and regional energy network (REN) portfolio administrators. Decision (D.) 23-06-055 authorized the 2024-2027 portfolios and budgets of




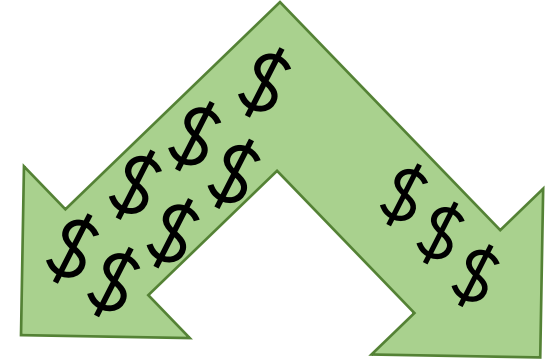
*Underserved communities within SDREN territory, where 56% of the population resides.*



# Disconnections Decision

Adopted September 12, 2024

- Extends proportional allocation of payment on past-due bills between IOUs and CCAs
- "[...] the waterfall method inappropriately shifts financial risk to the CCAs, and the proportional allocation method contributes to the financial stability of CCAs."
- "Customers as a whole benefit from more financially CCAs."



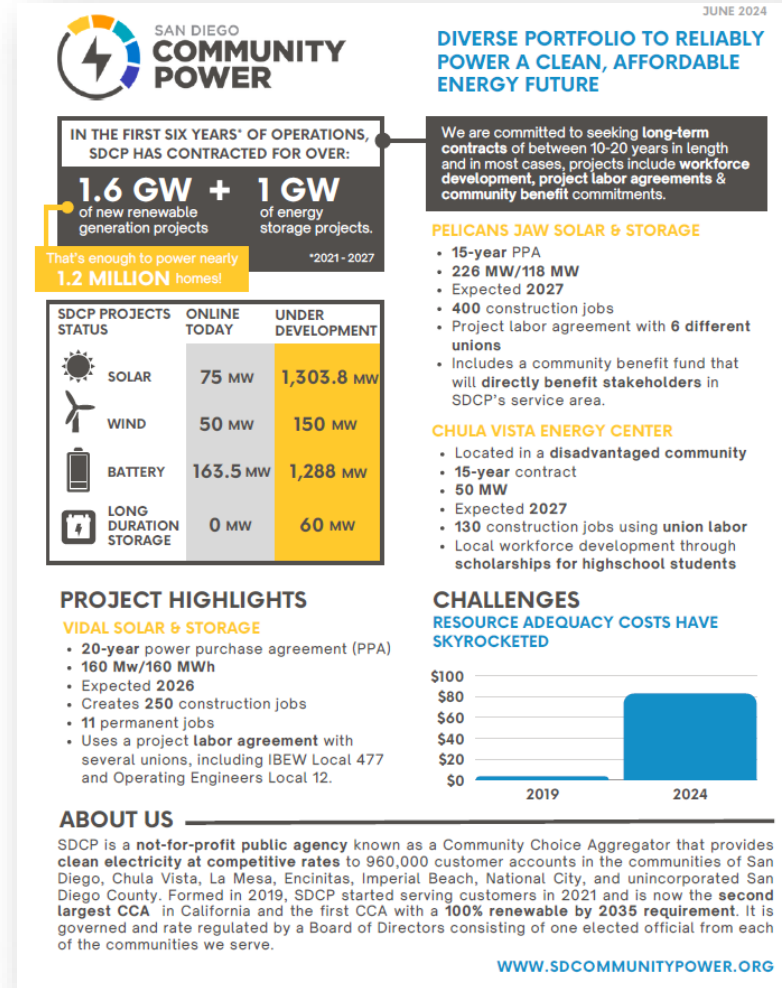
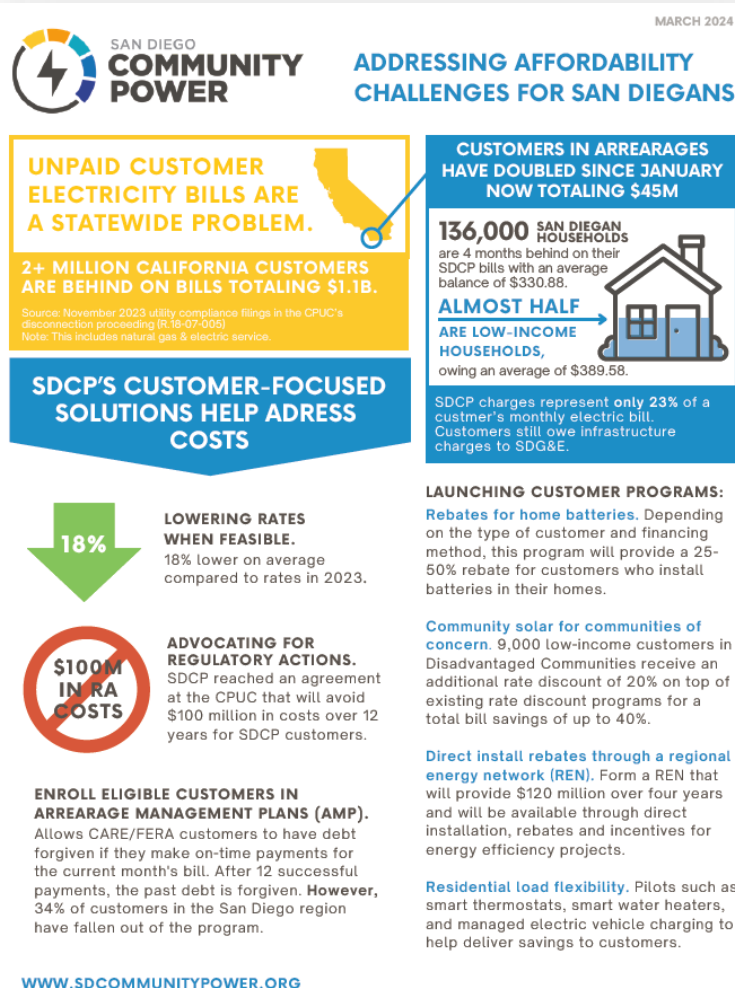
# Update on Regulatory and Legislative Affairs

## 2024 Legislative Session

- Concluded Saturday, August 31.
- The Governor has until September 30 to sign or veto bills approved by the Legislature.
- The Legislature will convene a new legislative session on December 2.
- SD Community Power's legislative engagement is guided by the Board approved policy guidelines, which establish three major policies:
  1. Accelerate deep decarbonization equitably,
  2. Promote local development,
  3. Stabilize community choice.

# Update on Regulatory and Legislative Affairs

## 2024 Legislative Session - Highlighting SD Community Power's Efforts





# Update on Regulatory and Legislative Affairs

## The Legislature approved six bills supported by SD Community Power

- [AB 1834 \(Garcia\)](#): would require the CPUC to consider mitigating factors, such as resource scarcity, when developing the capacity payment for a load-serving entity that failed to meet its system resource adequacy requirements, and the Electricity Supply Strategic Reliability Reserve Program was used. **VETOED**
- [AB 2666 \(Boerner\)](#): would require the CPUC to review which IOU costs differed from their general rate case (GRC) forecasts and to adjust their authorized revenue requirement in the subsequent GRC accordingly. **SIGNED INTO LAW**
- [AB 2672 \(Petrie-Norris\)](#): would make Project Homekey sites (which provide shelter to the unhoused), including at six in San Diego, eligible for the 30-35% CARE rate discount.
- [AB 2779 \(Petrie-Norris\)](#): would require the CAISO to report on the use of grid enhancing technologies, along with costs and efficiency savings, in its transmission planning process.
- [SB 59 \(Skinner\)](#): would authorize the CEC to require electric vehicles to be bidirectional capable if they determine there is a sufficiently compelling beneficial use case to the vehicle and the grid.
- [SB 1006 \(Padilla\)](#): would require the IOUs to study the feasibility of using grid-enhancing technologies to increase transmission capacity, reduce congestion and the curtailment of renewables, and increase reliability.

\*\*\*Bills must be signed or vetoed by September 30\*\*\*

# Update on Regulatory and Legislative Affairs

The Legislature considered another six bills supported by SD Community Power

- [AB 817 \(Pacheco\)](#): would have allowed subsidiary public bodies, like the CAC, to use modified remote meeting protocols.
- [AB 2329 \(Muratsuchi\)](#): would have established the California Affordable Decarbonization Authority to administer a Climate Equity Trust Fund for the benefit of electric ratepayers and to promote affordable electric rates.
- [AB 2891 \(Friedman\)](#): would have required the CEC to adopt a set of upfront technical requirements for LSEs to modify their electric demand forecast when aggregated resources are used.
- [AB 3238 \(Garcia\)](#): would have streamlined the CPUC's approval process for certain transmission projects.
- [AB 3246 \(Garcia\)](#): would have allowed the CPUC's approval of advanced conductors on transmission lines above 50 kilovolts through their informal advice letter process.
- [SB 1165 \(Padilla\)](#): would have allowed for an alternate CEQA process pathway through the CEC for certain transmission line projects.

\*\*\*Bills must be signed or vetoed by September 30

# Update on Regulatory and Legislative Affairs

## The Legislature approved transparency legislation on costs to ratepayers

- Ratepayer affordability was a key theme of the 2024 legislative year.
- Scrutiny of ratepayer funded programs.
- SD Community Power letter on importance of energy efficiency programs.
- Discussion of an entire affordability package, but the Legislature ultimately only approved one affordability related bill.
- **AB 3264 (Petrie-Norris)** would create a series of report on costs attributable to transmission, energy efficiency & demand management programs, and which will also create a new affordability goal.
- Did not adopt **AB 3121 (Petrie-Norris)**, which would have created a one-time residential bill credit of \$30 and did not adopt **SB 1003 (Dodd)**, which would have changed the way the CPUC approved certain IOU wildfire costs.
- Likely that affordability will continue to be a key topic in 2025, and the AB 3264 (Petrie-Norris) reports are also likely to serve as a starting point for future affordability legislation.

ENERGYWIRE

### California lawmakers mull proposal to take \$10 off electric bills

By Wes Venteicher | 06/20/2024 06:19 AM EDT

The effort comes as electric rates continue to rise, driven primarily by wildfire spending.



The background of the slide features a close-up photograph of blue water with gentle ripples. A wide, white diagonal stripe runs from the top-left corner towards the bottom-right, creating a triangular white space on the left side of the slide. The text is positioned within this white space.

# **Public Comment for Item No. 16**

# Item No. 17

## Update on Solar Battery Savings Program

### Recommendation:

Recommendation: Receive and File Solar Battery Savings Update

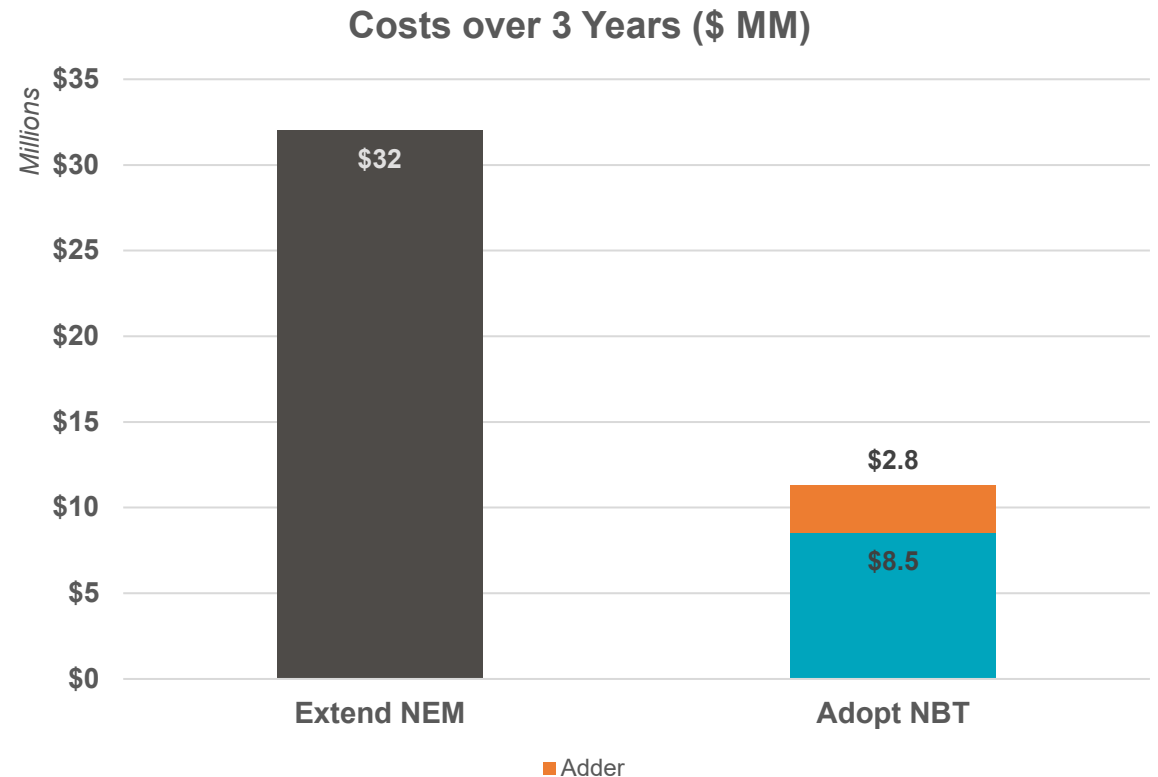
Presenter:

Emily Fisher, Senior Program Manager

# Program Rationale

## NEM to NBT Transition

- Staff conducted an analysis and forecast of solar growth to determine options.
- Staff determined that adopting NBT could save SDCP ~\$20M over three years.
- These savings will be passed onto customers through rate savings, adders, and customer programs, such as battery incentives.




**NBT provides greater economic value for installing solar + storage, than stand-alone solar.**

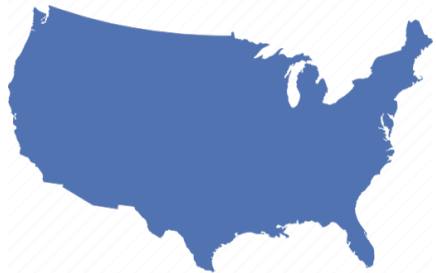


# Program Goals

1. Install solar + storage in **single-family homes** throughout SDCP territory (*50% of incentives to Communities of Concern*)
2. Support clean energy and reliability by leveraging batteries on a daily basis during **peak periods**
3. Build strong **relationships** with the industry and SDCP customers
4. Leverage non-SDCP **incentives** to support customers in overcoming system costs



# Research for Program Development




Research on  
national and  
statewide programs



Discussions with  
other CA CCAs  
about existing or  
planned programs



Engagement with  
CALSSA and other  
industry orgs



Interviews, feedback  
and workshop with  
industry

# Program Summary

Program Incentives		
	Market Rate	CARE/FERA and/or Communities of Concern
Solar Upfront Incentive	N/A	Up to \$450/kW-AC <sup>1</sup>
Storage Upfront Incentive	\$350/kWh (nameplate useable capacity)	Up to \$500/kWh <sup>2</sup> (nameplate useable capacity)
Storage Performance Incentive	\$0.10/kWh (based on actual performance over the dispatch period during on-peak periods)	

Program Details	
# of Events	Daily (weekday only or weekday+weekend)
Event Duration	2-5 hours
Battery Enrollment	Participants can select the percentage of their battery's useable capacity to enroll in the program, with a minimum requirement of 50%
Unenrollment	There will be a prorated claw back associated with the upfront incentive if the participant chooses to unenroll within the first five years

<sup>1</sup>Up to based on if customer is eligible for other solar incentives, i.e., SGIP, DAC-SASH and City of San Diego Solar Equity Program

<sup>2</sup>Up to based on if customer is eligible for other upfront storage incentives, i.e., SGIP



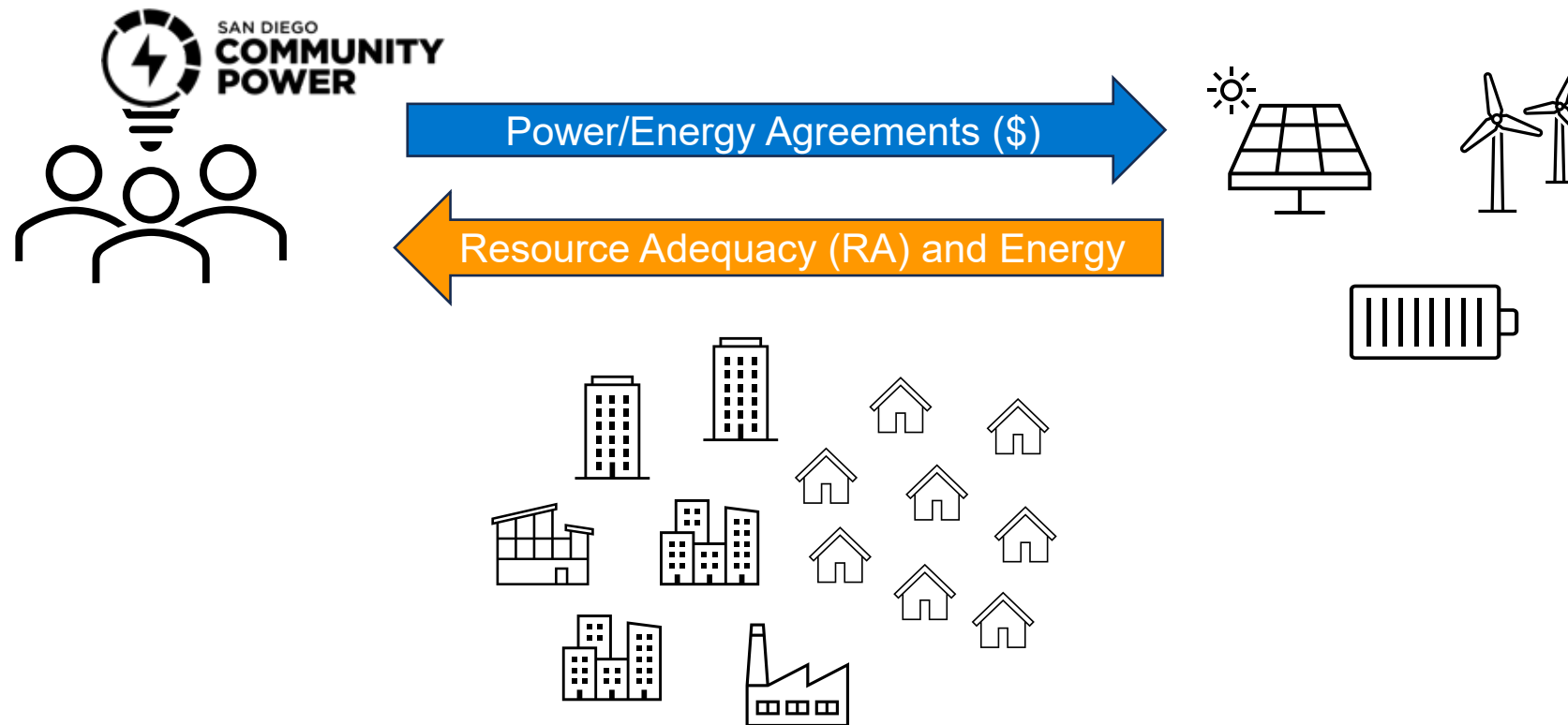
# Funding Structure

- Upfront incentive partially funded by foregone future RA payments generated by reductions in required load forecasting
- Performance payment funded as reallocated power procurement expense

	Upfront Incentive	Performance Incentive
Programs	\$6.5M	\$0
Power	\$5M	\$0.9M
Total:	\$11.5M	\$0.9M
	43% Cost Neutral	100% Cost Neutral

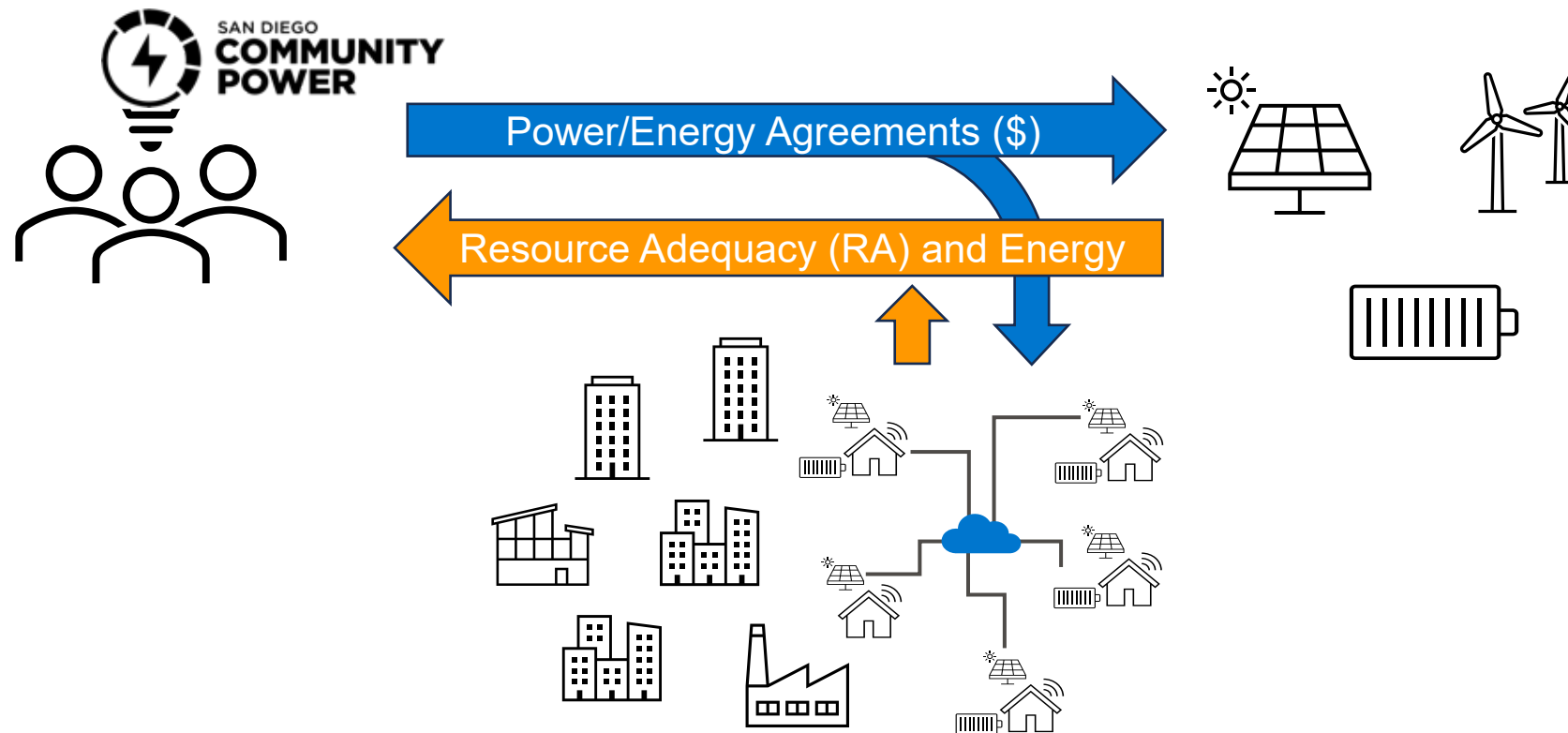
# Funding Structure & VPPs

Typically, the Power Services Department has long-term agreements for energy with large developers for the power our customers use. SDCP receives energy and resource adequacy in return.



# Funding Structure & VPPs

SBS compensates our customers for the energy and resource adequacy savings SDCP will receive – keeping revenues local and providing value back to our customers





# Program Training

## Contractors

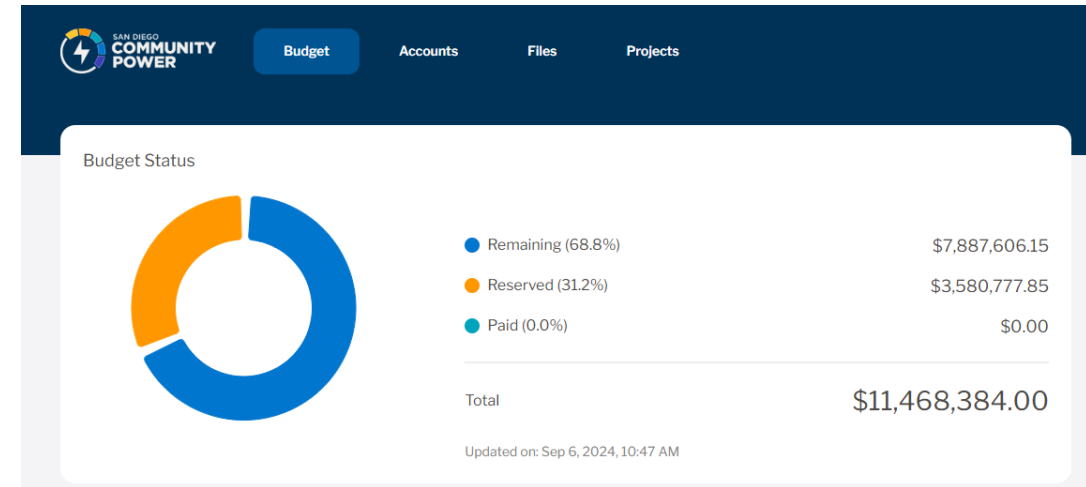
- Contractors are the primary contact for our customer regarding program specifics
- Mandated program training
  - Trained 44 contractors pre-program launch between June and July at a local distributor and International Brotherhood of Electrical Workers (IBEW)'s training facilities
  - Training converted to virtual after program launch with portal availability

## Battery Manufacturers

- Program training held in June for interested battery manufacturers and shared with battery manufacturers as they register
- Individual meeting set up with battery manufacturers to walk through operationalizing the batteries and ensuring a successful path forward for data sharing

# Program Portal

- Program Portal for application submittals, program communications, and available budget ticker.



**Projects**

Search... Status

+ Add Project

ID	Customer name	Address	Incentive status	Enrollment status	Contractor	Battery OEM	Battery Model	Battery Capacity (kWh)	Upfront Incentive Payment	
<input type="checkbox"/> 016			Upfront-Reserved	Active	Sattler Solar Inc	Tesla, Inc.	Powerwall 3		\$6,750.00	<a href="#">Link</a> <a href="#">Edit</a> <a href="#">Delete</a>
<input type="checkbox"/> 015			Upfront-Reserved	Active	Aloha Solar Power & Electrical Services Inc.	Tesla, Inc.	Powerwall 3		\$9,450.00	<a href="#">Link</a> <a href="#">Edit</a> <a href="#">Delete</a>
<input type="checkbox"/> 014			Upfront-Reserved	Active	Sattler Solar Inc	Tesla, Inc.	Powerwall 3		\$4,725.00	<a href="#">Link</a> <a href="#">Edit</a> <a href="#">Delete</a>
<input type="checkbox"/> 013			Upfront-Reserved	Active	Sunline Energy	Tesla, Inc.	Powerwall 3		\$4,725.00	<a href="#">Link</a> <a href="#">Edit</a> <a href="#">Delete</a>
<input type="checkbox"/> 012			Upfront-Reserved	Active	Aloha Solar Power & Electrical Services Inc.	Tesla, Inc.	Powerwall 3		\$6,750.00	<a href="#">Link</a> <a href="#">Edit</a> <a href="#">Delete</a>
<input type="checkbox"/> 011			Pending review	Rejected	Sattler Solar Inc	Tesla, Inc.	Powerwall 3		\$4,252.50	<a href="#">Link</a> <a href="#">Edit</a> <a href="#">Delete</a>
<input type="checkbox"/> 002			Upfront-Reserved	Active	Aloha Solar Power & Electrical Services Inc.	Tesla, Inc.	Powerwall 3		\$9,450.00	<a href="#">Link</a> <a href="#">Edit</a> <a href="#">Delete</a>
<input type="checkbox"/> 001			Upfront-Reserved	Active	Aloha Solar Power & Electrical Services Inc.	Tesla, Inc.	Powerwall 3		\$4,725.00	<a href="#">Link</a> <a href="#">Edit</a> <a href="#">Delete</a>

# Progress Since Launch

## Industry Participation:

- **Contractors:** 47 Approved, 20 under review
- **Battery OEMs:** 14 Approved, 3 under review

## Funding Status:

- Total Expected Approved: \$7.6M (67% of total budget)
- Expected Funding Exhausted: **End-Oct (+/- 2 weeks)**

## Customer Participation:

- Over 1,350 Applications received as of 9/18
- 500 Applications in first 24 hrs of program
- Since first week, ~15/applications/day
- Re-enrollments: Over 50% of the re-enrollments over the last two months have been because of this program
- **Total Approved to Date:** 928 (80% approval rate)

### NEM v. NBT

NEM Approved Projects	63%
NBT Approved Projects	37%

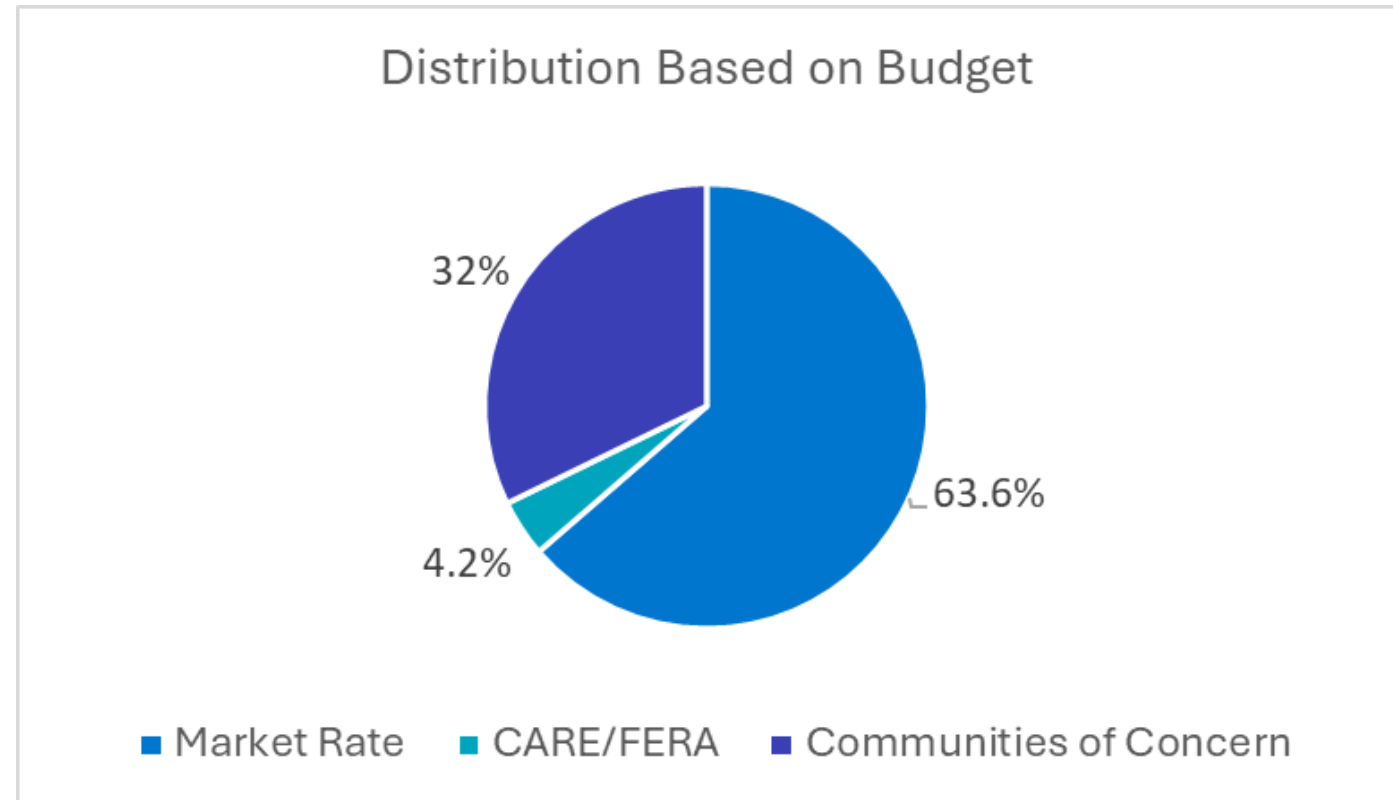
### Current Approved Capacity

MW Enrolled	4 approved (5 MW expected)
-------------	----------------------------

# Communities of Concern Participation

Based on approved applications, we have participation across our Communities of Concern and CARE/FERA populations, with the expectation that SGIP may increase

Upfront Incentive Value	
Average Incentive	\$6,799
Market Rate	\$6,142
CARE, FERA, CoC	\$8,353





# Contractor Engagement

- **61%** of enrolled contractors are actively engaged in the program
- **32%** of contractors are DBEs
- **5%** of contractors are union

# of Employees	# of Contractors
<=10 employees	18
10-50 employees	18
>50 employees	8

Contractor Name	Total Projects
Baker Home Energy	370
Sunline Energy	166
TMAG Industries Inc, DBA Stellar Sol	158
Aloha Solar Power & Electrical Servic	106
KBI Electric, Inc. DBA Build Brothers	78
Homegrown Energy Solutions LLC	68
Solare Energy, Inc.	50
SunVantage	39
Semper Solaris	38
Tesla, Inc.	38
Solar Tech Energy	37
Cosmic Solar Inc.	35
SolHome	33
G C Electric Solar	18
Sattler Solar Inc	13
Palomar Solar LTD	11
San Diego Solar Inc	9
San Diego County Solar	9
New Day Solar	9
Johnson Solar	9
Unique Solar	5
Jamar Power Systems	4
Powur PBC	4
BVI Solar	4
HES Solar	3
Aicon Technologies DBA Aicon Solar	3
Alltech Solar, Inc.	2
Rehab Solar	2
Family First Solar Electric Inc.	1
Wave Electric Energy	1
Perk Solar	1
Sunbrook Solar Power	1
Incentive Solar	1

# Next Steps

- Staff expect funding to be fully reserved by late October or early November based on the average incentive and average applications per day. We anticipate not accepting anymore applications once funding is depleted.
- Anticipate sharing details of next steps with approved contractors and battery manufacturers 30 days prior to funding being fully reserved.
- Staff plans to iterate and improve the program processes, improve communication and clarity, and other program modifications (incentives, eligibility criteria, etc.)
- Exploring external funding opportunities although likely longer-term funding

The background of the slide features a close-up photograph of blue water with gentle ripples. A wide, white diagonal stripe runs from the top-left corner towards the bottom-right, creating a triangular white space on the left side of the slide. The text is positioned within this white space.

# **Public Comment for Item No. 17**

# **Item No. 18**

## **Presentation on Partnership Agreement with the New Children's Museum**

### **Recommendation:**

Receive and File presentation on a partnership with the New Children's Museum for development of the Creative Youth Development classroom.

Presenter:

Lee Friedman, Senior Manager  
Strategic Partnerships



# New Children's Museum – Studio Expansion Partnership

- Museum began construction to expand by 8,600 square feet in April 2024
- New space will provide visitors of all ages with more classroom and art-making space and afterschool programming
- Expansion will allow for more than 60,000 additional visitors a year
- In 2023, over there were over 300,000 visitors to the New Children's Museum
- Community Power's partnership includes naming rights and opportunities to participate and support youth programming
- Museum will also become a Power100 Champion
- Multiyear agreement total cost: \$150,000



# New Children's Museum – Studio Expansion Renderings





The background of the slide features a close-up photograph of blue water with gentle ripples. A wide, white diagonal stripe runs from the top-left corner to the bottom-right corner, creating a split effect. The text is positioned within the white stripe.

# **Public Comment for Item No. 18**

# Item No. 19

## Presentation on Energy Academy Funding

### Recommendation:

Receive and File presentation on the development of the Regional Energy Academy and funding of two cohorts (Fall 2024/Spring 2025) by Community Power.

Presenter:

Lee Friedman, Senior Manager  
Strategic Partnerships



# San Diego Regional Energy Academy

- Purpose: raise the energy literacy of our region's diverse community leaders
  - Modeled off successful Citizen's Water Academy through SDCWA
- Over three days participants will:
  - Learn about core energy principles and their application/role within CA climate and energy landscape
  - Understand San Diego's power/energy system
  - Learn about the nexus of energy, climate and equity
  - Learn how energy solutions can mitigate climate change and build community resilience
  - Hear about local and regional energy initiatives



**Foundational Support  
provided by**



# San Diego Regional Energy Academy – First Cohort (30 Participants)

November 7 / Day 1

- Module 1 – Energy Basics
- Module 2 – Regional Landscape (field trip)

November 14 / Day 2

- Module 3 – Policy Goals, Progress and Challenges
- Module 4 – Equity and the Energy Burden (field trip)

November 21 / Day 3

- Module 5 – Decarbonization & Resilience in Action (field trip)
- Module 6 – Pathways to Resilience & Reliability



## Item No. 20

# San Diego Community Power Network Overview Update

### Recommendation:

Receive and File the Update on the San Diego  
Community Power Network Overview.


Presenter:

Melissa Elder, Community Engagement Associate

# San Diego Community Power Network

## Goals

- Build relationships with community leaders by engaging in mutual partnerships that expand overall capacity to implement aligned goals
- Support the implementation of the Community Power Plan and other Community Power customer service offerings
- Co-create an ecosystem of partners that further Community Power's reach, community recognition, and trust
- Build shared ownership over San Diego Community Power's mission and vision





# Thank You to Local Contributors



*Community Power Plan listening session co-hosted by Project New Village*



*Community Clean Energy Grantees 2024*



# San Diego Community Power Network

## What Does Community Power Want to Achieve?



### Phase 1: Information Gathering

Collect information about community-based organizations to:

- Understand needs, concerns, capacity, and level of influence among respondents
- Identify competencies and expertise currently not held by Community Power
- Define and engage in mutual, standing partnerships that expand overall capacity
- Support Community Power programming implementation



### Phase 2: Information Infrastructure

Create an information-sharing infrastructure to foster collaboration, communication, and programming awareness and:

- Build relationships with community leaders
- Coordinate cross-organizational outreach and activities
- Recruit event attendees
- Organize advocacy around policy-making efforts
- Jointly seek out funding opportunities

## A Functional Example:

# Preparing for Equitable Building Decarbonization

The California Energy Commission's Equitable Building Decarbonization Direct Install Program will establish a network of southern California public agencies and community-based organizations to equitably electrify homes throughout southern California.

**As a partner to the program administrator, Community Power would leverage the Power Network to:**

- Market and promote the program
- Inform program implementation and evaluation activities
- Customize outreach materials for each community
- Conduct in-language targeted outreach and field questions about the program
- Assist with enrollment and income verification and serve as a point of contact for participating households

### Program Goals



Reduce  
Greenhouse  
Gas Emissions  
in Homes



Advance  
Energy Equity



Reduce Energy  
Bills



Improve Indoor  
Air Quality



Improve Energy  
Reliability



Strengthen the  
Local  
Workforce

# Power Network Eligibility & Criteria

## Who can participate?

- Civil Society Organizations
- Non-Governmental Organization
- Community-Based Organizations (CBOs)

## This may include, but may not be limited to:

- Nonprofit Organizations
- Foundations
- Schools and School Districts
- Faith-Based Organizations
- Higher-Education Institutions
- Departments of Member Agencies
- Corporate Sponsors
- Hospitals
- Special Districts

## Benefits to Participation

**Forge Dynamic Partnerships**

**Receive Financial Support**

**Expand Impact**

**Guide Community Reinvestment**

**Leverage a Connection to a Regional Public Agency**

**Keep Communities Informed**



# Power Network Solicitation Process

## A request for submitters to:

- Indicate their level of capacity in working with Community Power on program implementation and/or promotion
- Determine if additional resources are needed to build their internal capacity



## What are we looking to learn?



Focus Area



Impact & Communities Served

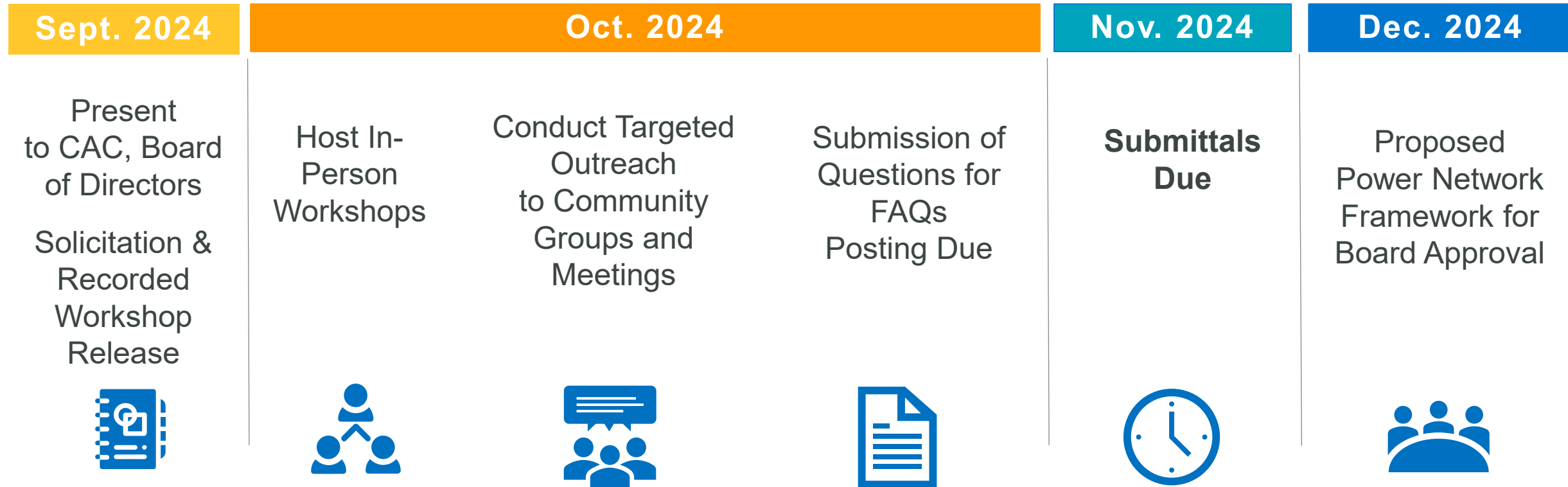


Partnerships & Capacity



Engagement

# Power Network Phase 1 Timeline



The background of the slide features a close-up photograph of blue water with gentle ripples. A wide, white diagonal stripe runs from the top-left corner towards the bottom-right, creating a triangular white space on the left side of the slide. The text is positioned within this white space.

# **Public Comment for Item No. 20**





# **Report by Chief Executive Officer**



# Innovation Day



*Innovation Day, Fireside Chat*



*Innovation Day, Community Power Table*

# Recent Events



*Doing Business For Good Summit*



*Green Corridor Project Community  
Connectors Conference*



# Community Clean Energy Grants

## Recipients Include:

- Chula Vista Elementary School District
- GRID Alternatives San Diego
- Groundwork San Diego, Chollas Creek
- SBCS (formerly South Bay Community Service)
- GoGreenish
- Suncoast Market Cooperative
- La Mesa Park & Recreation Foundation
- Ocean Discovery Institute
- South Sudanese Community Center
- La Maestra Foundation, Inc.
- Climate Action Campaign
- Hammond Climate Solutions Foundation
- MAAC Project
- San Diego 350
- I Am Green Inc.
- In Good Company



*Community Clean Energy Grants Press Conference*

# Out & About in the Community



*Clairemont Family Day*



*RB Alive! Street Fair*



*Adams Avenue Street Fair*



*Understanding Your Energy  
Bill Workshop*



# Community Advisory Committee

## Current Vacancies Include:

- Chula Vista
- Unincorporated County of San Diego



# We're Hiring!

## Interview Stage

- Data Engineer
- Origination Manager
- Director of Portfolio Management
- Marketing Manager
- Senior Counsel/Assistant General Counsel
- Rates Analyst
- Finance Manager
- Senior Cyber Security Analyst

## Starting October 16

- Melissa Van Sant, Senior Program Manager
- Amy Whitehouse, Senior Program Manager



The background of the slide features a close-up photograph of blue water with gentle ripples. A wide, white diagonal stripe runs from the top-left corner towards the bottom-right, creating a modern, geometric design. The text is centered within this white stripe.

# **Directors' Comments**





**Adjournment**





# Next Regular Board of Directors Meeting

October 24, 2024

