



# The June 18, 2026, Regular Meeting of the Finance and Risk Management Committee will Begin Shortly

[CustomerService@SDCommunityPower.org](mailto:CustomerService@SDCommunityPower.org)



# Finance and Risk Management Committee

Regular Meeting

June 18, 2026

**Welcome and Call to Order**

# Roll Call



# Land Acknowledgement

# Items to be Withdrawn or Reordered on the Agenda

# Public Comment on non-Agenda Items

# Consent Calendar

1. Approve *May 21, 2026, Meeting Minutes*



# Public Comment on Consent Calendar

# Regular Agenda

2. **Treasurer's Report for Nine-Month Period Ending March 31, 2026**
3. **Public Hearing on AB 2561 (McKinnor) – Status of Vacancies, Recruitment and Retention**
4. **Recommend Board Approval of Resolution, Adopting FY 2026-27 Operating Budget, FY 2026-27 Capital Budget, and FY 2027-2031 Capital Investment Plan**



# Item No. 2

## Treasurer's Report for Period Ending March 31, 2026



### **Recommendation:**

Receive and File Treasurer's Report for Period  
Ending March 31, 2026

#### Presenters:

Jannies Burlingame, Chief Financial Officer and Treasurer  
Dan Delaney, Chandler Asset Management

# Financial Statement Highlights

## Summary of Actual Results vs. Amended Budget

Results for the 9-month period ending March 31, 2026:

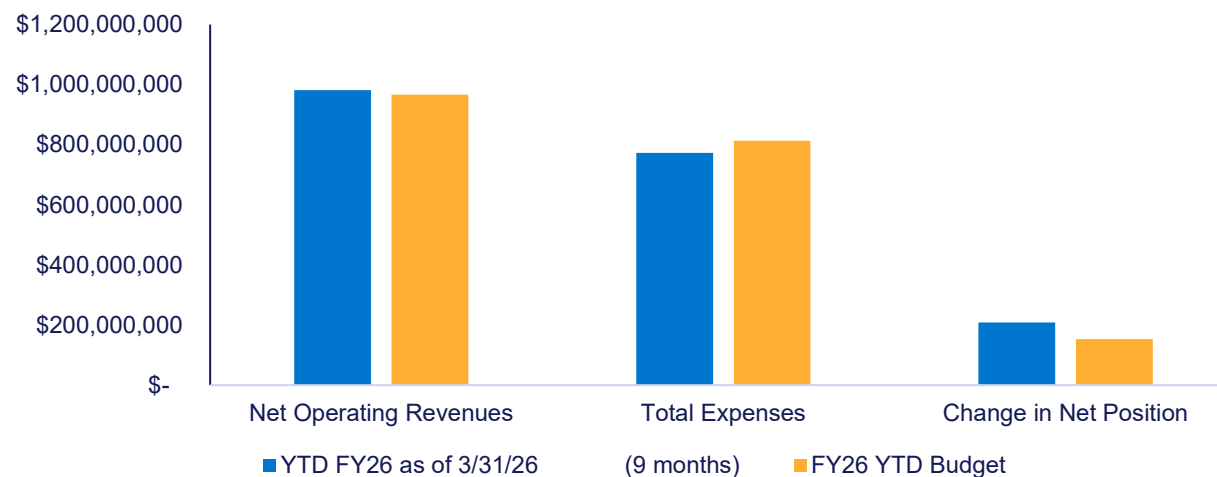
- Operating Revenues = 1.5% above budget
- Operating Expenses = 5.0% below budget

Year-to-Date Totals for FY26:

- \$981.2M in net operating revenues
- \$772.7M in total expenses (including energy costs of \$729.7M)
- \$208.5M change in YTD net position

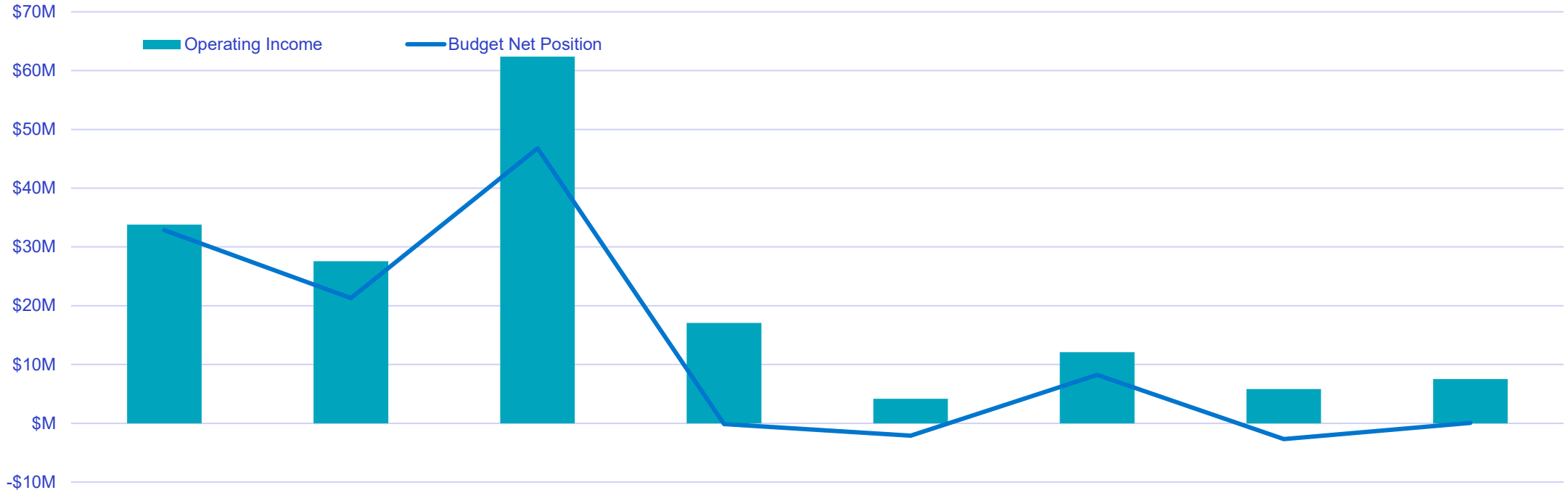
	Budget Comparison			
	YTD FY26 as of 3/31/26 (9 months)	FY26 YTD Budget	Budget Variance (\$)	Budget (%)
Net Operating Revenues	\$ 981,237,475	\$ 967,057,000	\$ 14,180,475	101.5%
Total Expenses	\$ 772,745,613	\$ 813,825,000	\$ (41,079,387)	95%
<b>Change in Net Position</b>	<b>\$ 208,491,862</b>	<b>\$ 153,232,000</b>	<b>\$ 55,259,863</b>	

YTD FY26 Results v. Budget



# FY Budget Net Position to Operating Income

FY Budget Net Position to Operating Income

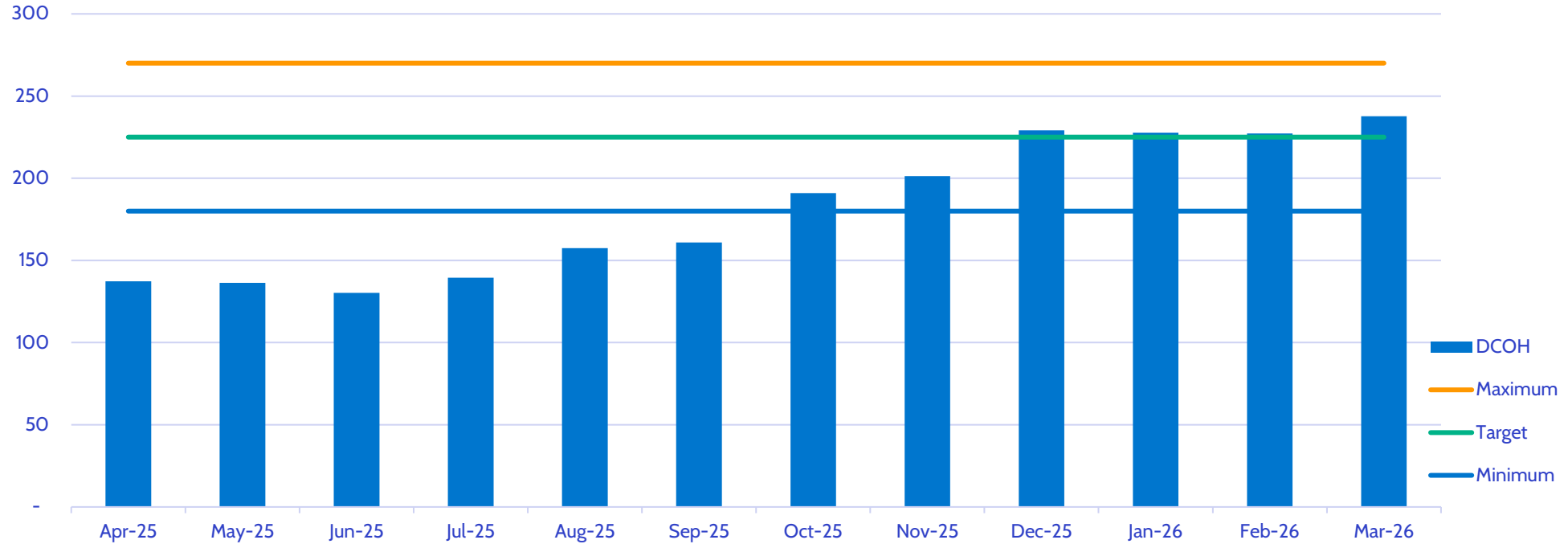


	8/31/2025	9/30/2025	10/31/2025	11/30/2025	12/31/2025	1/31/2026	2/28/2026	3/31/2026
Operating Income	\$33.8M	\$27.6M	\$62.4M	\$17.1M	\$4.2M	\$12.1M	\$5.8M	\$7.5M
Budget Net Position	\$32.9M	\$21.3M	\$46.8M	-\$0.1M	-\$2.1M	\$8.2M	-\$2.7M	\$0.1M



# Reserves

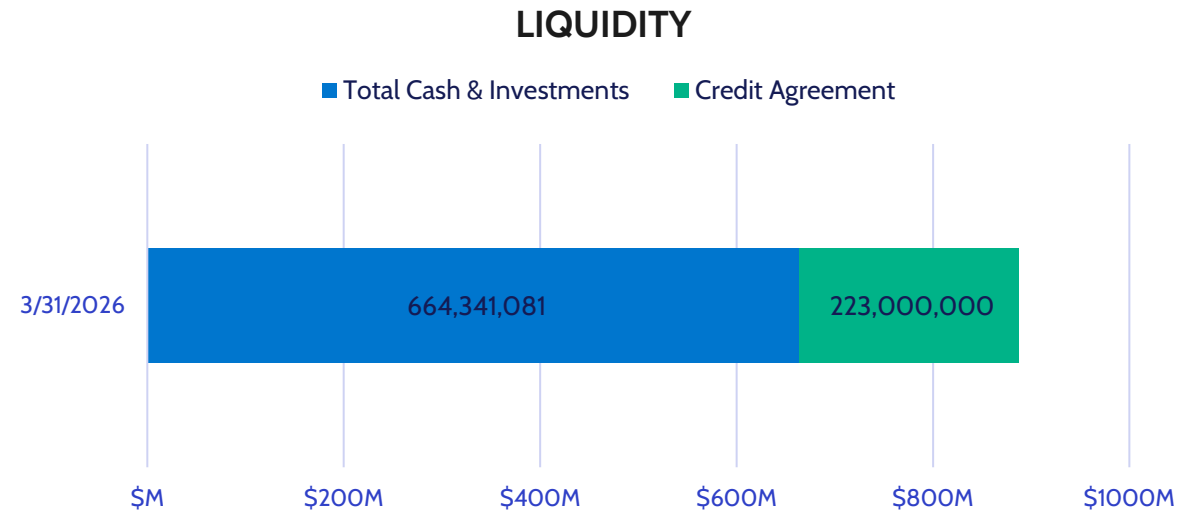
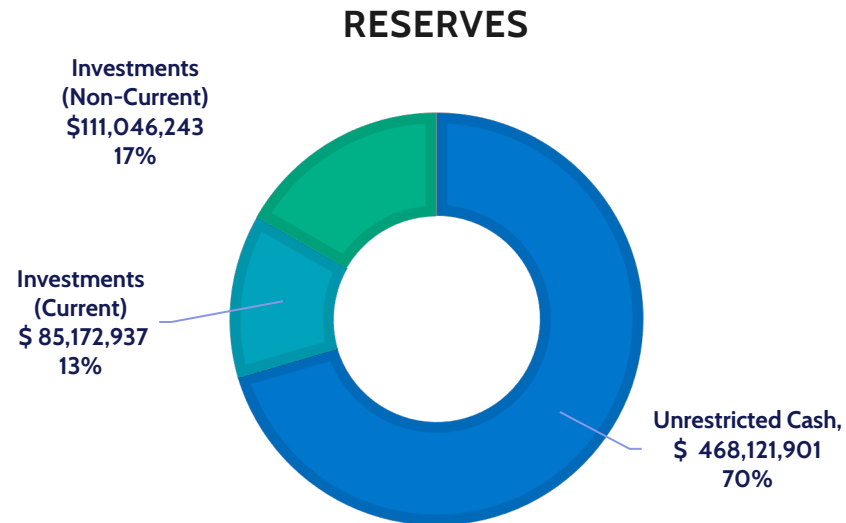
Rolling 12-Months Days Cash on Hand (DCOH)



	4/30/2025	5/31/2025	6/30/2025	7/31/2025	8/31/2025	9/30/2025	10/31/2025	11/30/2025	12/31/2025	1/31/2026	2/28/2026	3/31/2026
DCOH	137	136	130	139	157	161	191	201	229	228	227	238
Maximum	270	270	270	270	270	270	270	270	270	270	270	270
Target	225	225	225	225	225	225	225	225	225	225	225	225
Minimum	180	180	180	180	180	180	180	180	180	180	180	180



# Reserves and Total Liquidity

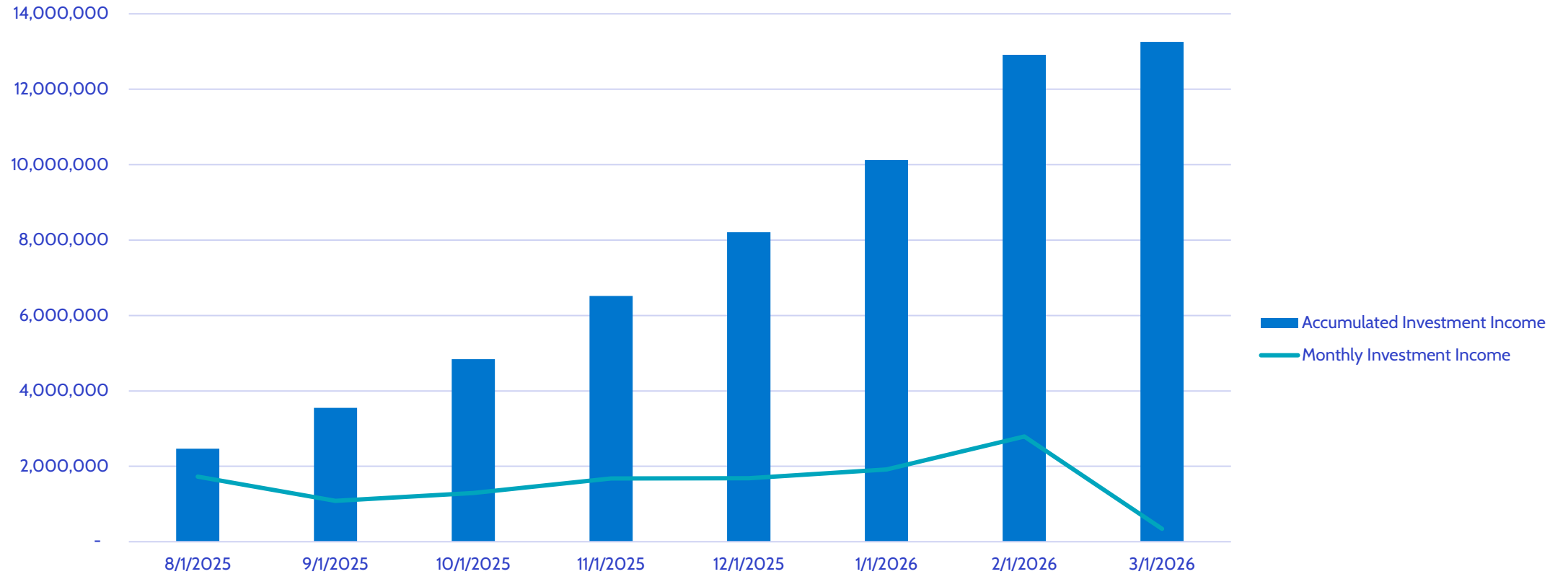


Reserves are defined as unrestricted cash, cash equivalents, and investments unencumbered by legal agreements and not earmarked for specific purposes.



# FY26 Year-To-Date Investment Income

## INVESTMENT INCOME

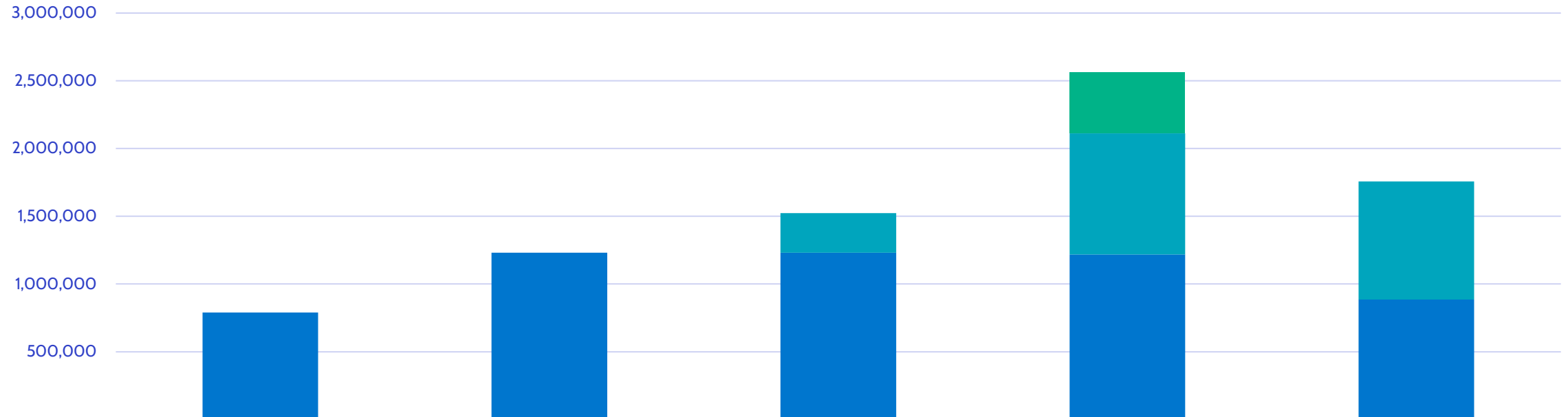


	8/31/2025	9/30/2025	10/31/2025	11/30/2025	12/31/2025	1/31/2026	2/28/2026	3/31/2026
Accumulated Investment Income	2,467,988	3,551,532	4,842,114	6,521,057	8,205,810	10,120,219	12,911,528	13,253,348
Monthly Investment Income	1,725,303	1,083,544	1,290,582	1,678,943	1,684,753	1,914,409	2,791,309	341,820



# Quarterly Clean Energy Prepayment Bond Program Savings

Prepay Bond Program Savings



	Q1 2025	Q2 2025	Q3 2025	Q4 2025	Q1 2026
2026C Rebate					
2025D Rebate					
2024F Rebate				451,563	
2026C					-
2025D			290,970	892,712	872,506
2024F	789,845	1,231,065	1,231,622	1,218,793	884,961

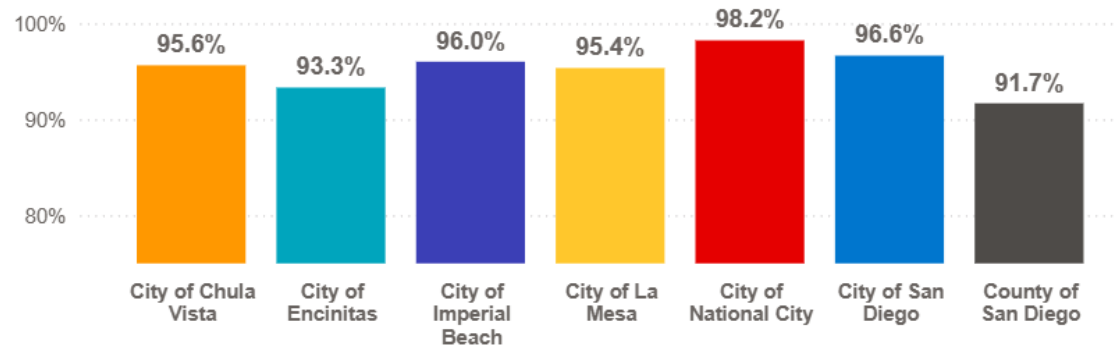
■ 2024F ■ 2025D ■ 2026C ■ 2024F Rebate ■ 2025D Rebate ■ 2026C Rebate



# Participation by Jurisdiction

<b>Enrolled Accounts</b>	<b>Participation Rate</b>	<b>Participation</b>
969,794	95.5%	

Participation by Jurisdiction



Jurisdiction	Service Option Default	Eligible Accounts	Enrolled Accounts	Participation Rate
City of Chula Vista	PowerOn	100,404	96,029	95.6%
City of Encinitas	Power100	29,071	27,130	93.3%
City of Imperial Beach	PowerOn	10,826	10,395	96.0%
City of La Mesa	PowerOn	29,620	28,245	95.4%
City of National City	PowerOn	19,681	19,334	98.2%
City of San Diego	PowerOn	634,403	613,139	96.6%
County of San Diego	PowerOn	191,436	175,522	91.7%
<b>Total</b>		<b>1,015,441</b>	<b>969,794</b>	<b>95.5%</b>



# Contract Execution between \$50,000 and \$150,000

---

To ensure transparency and comply with Community Power's Non-Energy Procurement Policy, the table below lists contracts or amendments with not-to-exceed values between \$50,000 and \$150,000 that were executed under the CEO's authority for the month of May 2026.

## Agreement 2026-27 - Keyes and Fox LLP

- Engagement letter for legal services (Not-to-Exceed \$50,000)

## Agreement 2026-18 - The Urban Collective Project

- Marketing, Education and Outreach for the Equitable Building Decarbonization Direct Install Program, Southern Region (Not-to-Exceed \$85,000)

## Agreement 2026-11 - Aurora Energy Research LLC

- Subscription for Analytics & Advisory Services, and Software Solutions (Not-to-Exceed \$130,000)



# Community Banking Solicitation

---

## What We're Trying to Accomplish

- Seeking one or more qualified financial institutions to serve as a Community Power public depository under RFP 26-012, Community Banking & Qualified Depository Services
- Advance our community banking objective by placing Agency funds with a community-based institution or institutions committed to serving local communities
- Scope is limited to deposit placement and related banking only — not investment management or advisory services
- Establish a five-year agreement with work anticipated to begin September 2026

## Where Things Stand (as of June 18, 2026)

- RFP No. 26-012 issued May 19, 2026 through Community Power's PlanetBids procurement portal
- Questions period closed June 1; Community Power's responses to proposer questions issued June 9
- **Proposals due June 19, 2026 at 5:00 pm PT — currently in the open solicitation window**
- Optional proposer interviews scheduled June 29 – July 3, 2026
- Next milestones: Notice of Intent to Award July 15, Board approval August 27, and agreement execution September 1, 2026





# INVESTMENT REPORT

---

San Diego Community Power | As of March 31, 2026

CHANDLER ASSET MANAGEMENT | [chandlerasset.com](http://chandlerasset.com)

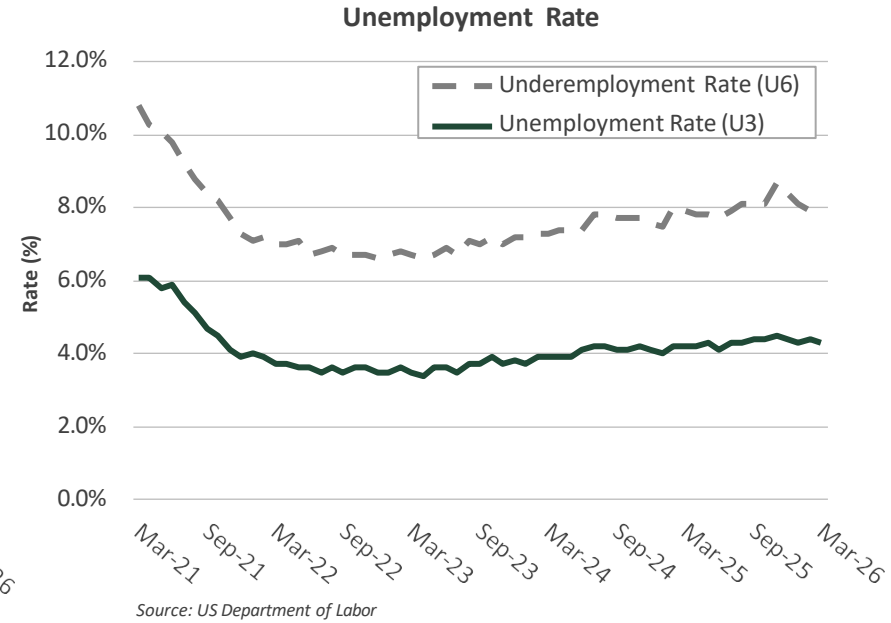
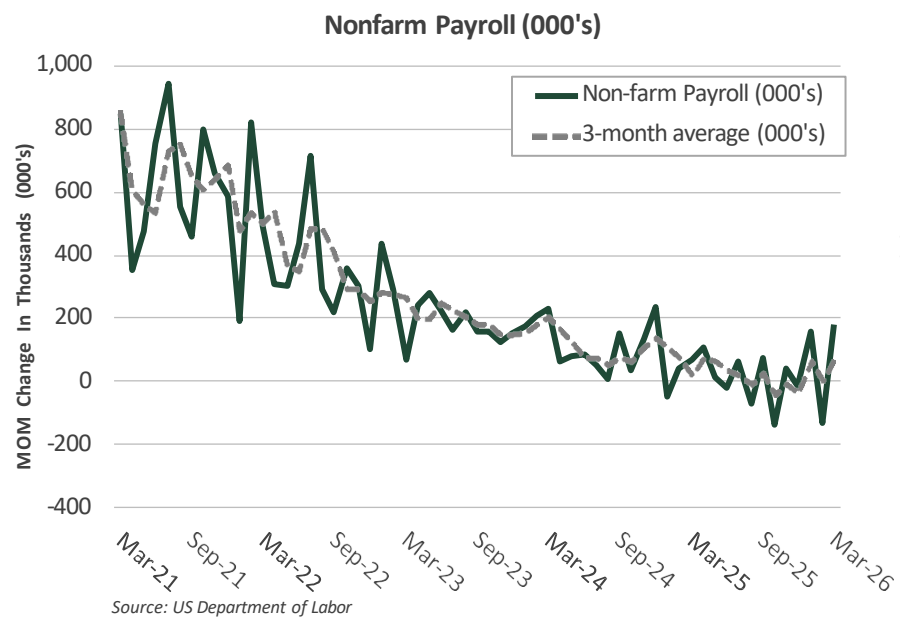
**Chandler Team:**

For questions about your account, please call (800) 317-4747,  
or contact [clientservice@chandlerasset.com](mailto:clientservice@chandlerasset.com)

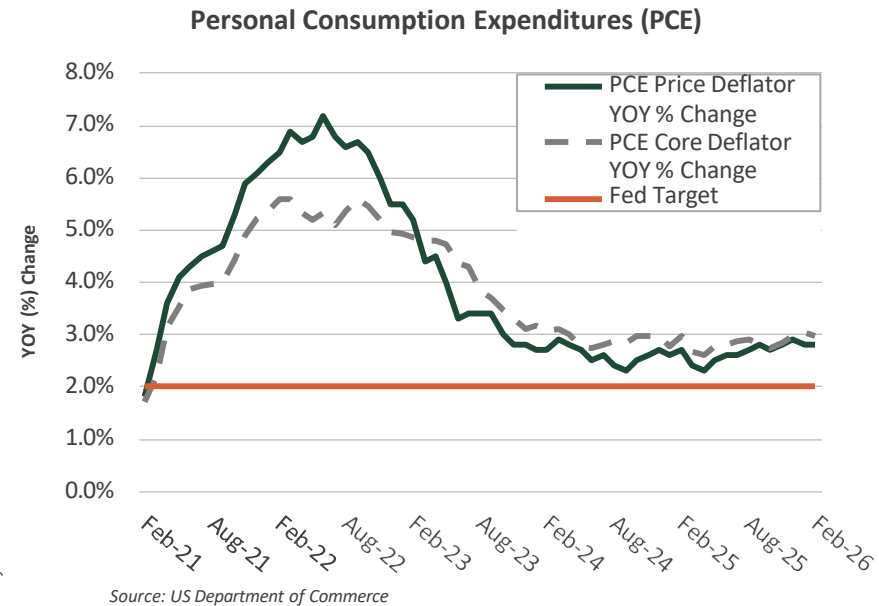
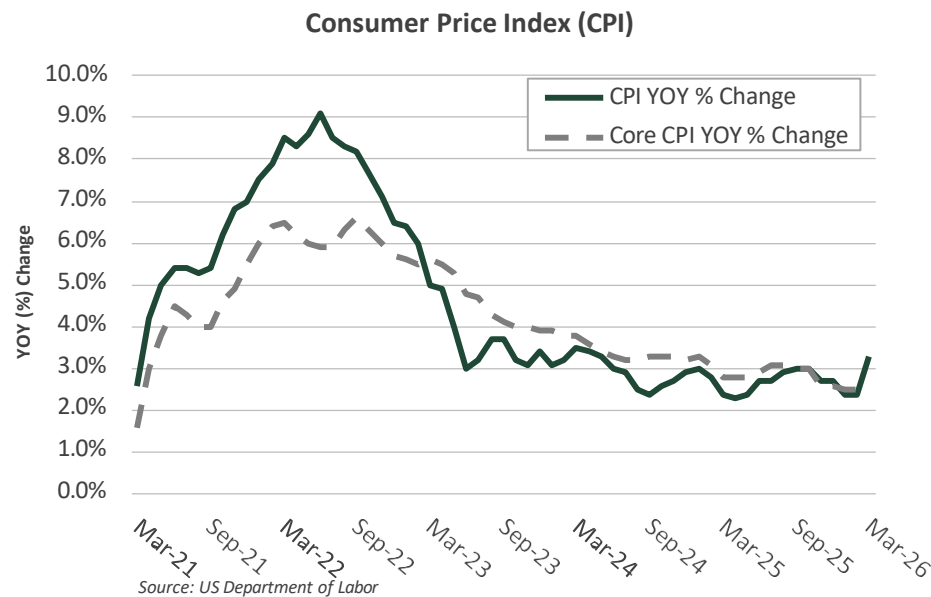
## ECONOMIC UPDATE

---

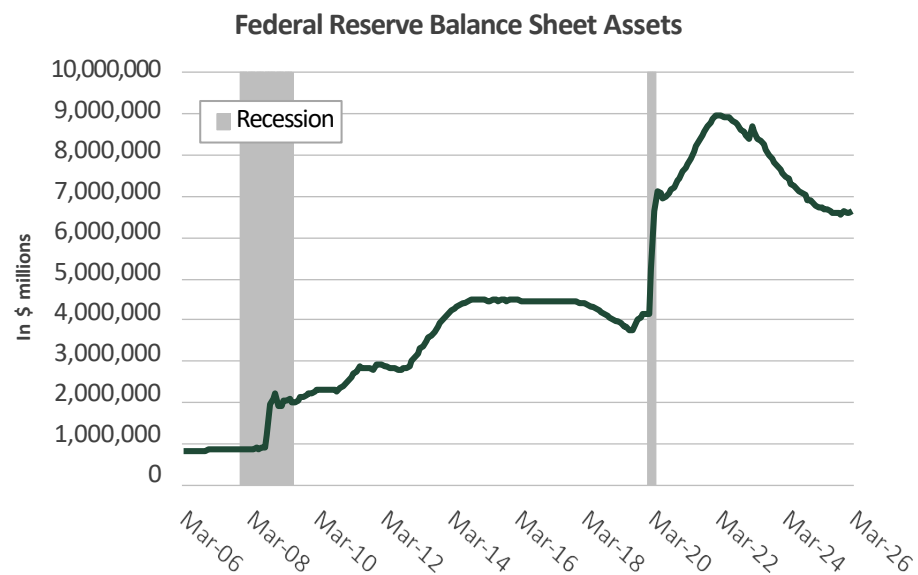
## EMPLOYMENT



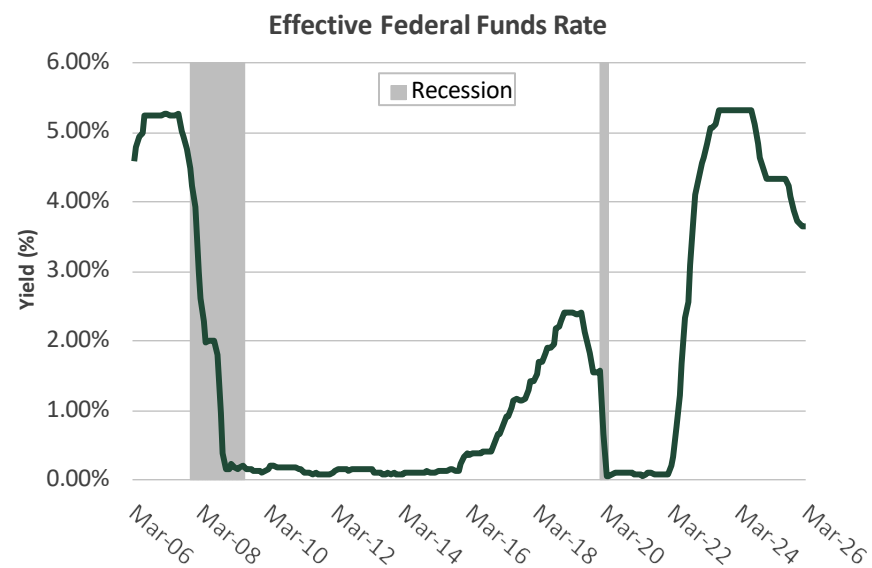
March nonfarm payrolls rose by 178,000, a decisive reversal from February's revised 133,000 decline that had been distorted by a Kaiser Permanente strike affecting over 30,000 healthcare workers and severe winter weather. Healthcare contributed 76,000 positions as striking nurses returned, while construction and leisure rebounded from weather-induced troughs. The unemployment rate edged lower to 4.3%, though partly from a labor force reduction rather than a hiring acceleration. Meanwhile, the underemployment rate edged up to 8.0% from 7.9% in February. Average hourly earnings rose 0.2% over the month and 3.5% year over year—the slowest annual pace since May 2021.



Consumer Price Index (CPI) for March surged 0.9%, the highest monthly rate since June 2022, and was up 3.3% on an annual basis primarily due to spikes in energy and airfare prices. Notably, Core CPI was little changed with a monthly increase of 0.2% and an annual rise of 2.6% as costs for services and other goods remained subdued. Personal Consumption Expenditures (PCE) were little changed in February, with the headline PCE Price Index up 0.4% month-over-month and 2.8% year-over-year. The Fed's preferred metric, Core PCE, which excludes food and energy, rose 0.4% during the month and 3.0% from February of 2025.

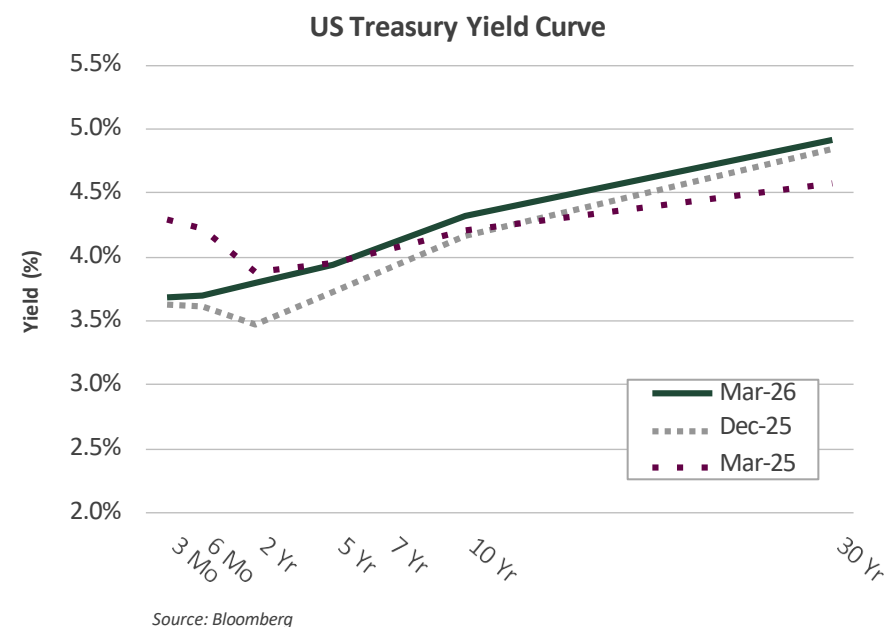
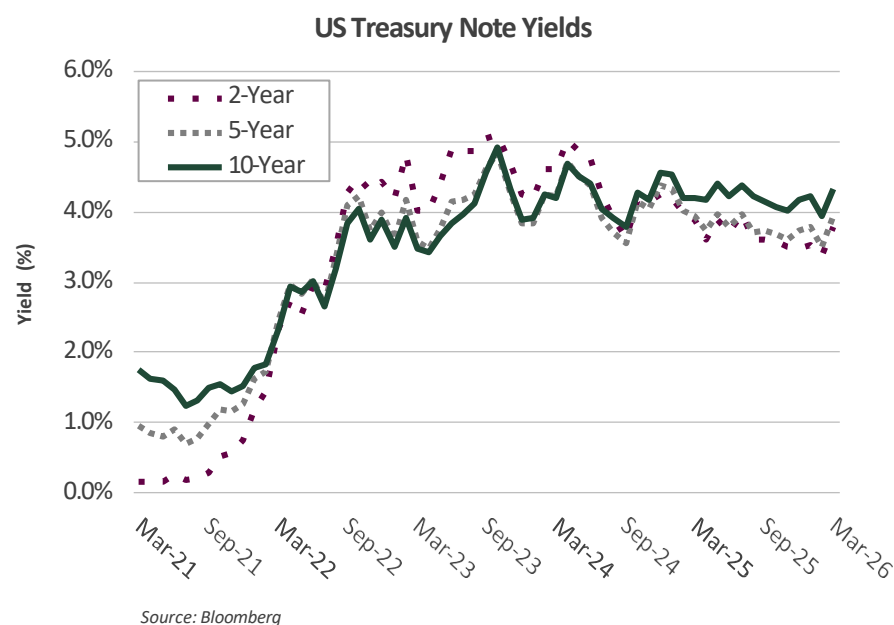


Source: Federal Reserve



Source: Bloomberg

The Federal Reserve left its benchmark interest rate unchanged in March, keeping the target range at 3.50% to 3.75% following three late-2025 rate cuts that were justified by signs of softening in the labor market. The Federal Open Market Committee minutes showed some participants supported two-sided language on future rate direction given the upside risks to inflation and downside risks to employment being elevated. However, policymakers have grown wary of potential inflationary pressures stemming from tariffs, the war in Iran, and the ensuing spike in commodity prices. The Federal Reserve now projects just one rate cut in 2026, even as inflation expectations rise. The Committee also reaffirmed its December decision to halt balance sheet runoff and to reinvest principal and interest payments from its securities holdings, signaling a continued emphasis on maintaining ample reserves and supporting orderly market functioning.



At March month-end, the 2-year Treasury yield stood at 3.79%, down approximately 9 basis points from one year ago, while the 10-year finished at 4.32%, roughly 11 basis points higher year-over-year. The spread between the two narrowed to 52 basis points, wider by 20 basis points year-over-year. The prior 2-year to 10-year inversion from July 2022 through August 2024 was historically long. The average spread since 2005 is approximately 95 basis points, suggesting the current slope sits well below its long-run norm. The 3-month to 10-year spread stood near 64 basis points at March month-end.

## ACCOUNT PROFILE

---

# OBJECTIVES

## Investment Objectives

The investment objectives of the San Diego Community Power are first, to provide safety of principal to ensure the preservation of capital in the overall portfolio; second, to provide sufficient liquidity to meet all disbursement requirements; and third, to earn an acceptable rate of return after first considering safety of principal and liquidity.

## Chandler Asset Management Performance Objective

The performance objective for the portfolio is to earn a total rate of return through a market cycle that is equal to or above the return on the benchmark index.

## Strategy

In order to achieve this objective, the portfolio invests in high-quality fixed income securities that comply with the investment policy and all regulations governing the funds.

# PORTFOLIO CHARACTERISTICS

San Diego Community Power ConsAgg | Account #11452 | As of March 31, 2026

	3/31/2026 Portfolio	12/31/2025 Portfolio
Average Maturity (yrs)	0.55	0.46
Average Modified Duration	0.47	0.39
Average Purchase Yield	3.73%	3.47%
Average Market Yield	3.79%	3.41%
Average Quality**	AA+	AA+
Total Market Value	662,161,715	676,186,199

\*Benchmark: NO BENCHMARK REQUIRED

\*\*The credit quality is a weighted average calculation of the highest of S&P, Moody's and Fitch.

# STATEMENT OF COMPLIANCE

San Diego Community Power ConsAgg | Account #11452 | As of March 31, 2026

Rules Name	Limit	Actual	Compliance Status	Notes
<b>AGENCY MORTGAGE SECURITIES</b>				
Max % (MV)	100.0	2.0	Compliant	
Max % Issuer (MV)	30.0	2.0	Compliant	
Max Maturity (Years)	5.0	4.8	Compliant	
Min Rating (A-1 by 1, A- by 1)	0.0	0.0	Compliant	
<b>ASSET-BACKED SECURITIES (ABS)</b>				
Max % (MV; ABS & MBS)	20.0	3.4	Compliant	
Max % Issuer (MV)	5.0	0.3	Compliant	
Max Maturity (Years)	5.0	4.1	Compliant	
Min Rating (AA- by 1)	0.0	0.0	Compliant	
<b>BANKERS' ACCEPTANCES</b>				
Max % (MV)	40.0	0.0	Compliant	
Max % Issuer (MV)	5.0	0.0	Compliant	
Max Maturity (Days)	180.0	0.0	Compliant	
Min Rating (A-1 by 1)	0.0	0.0	Compliant	
<b>CERTIFICATE OF DEPOSIT PLACEMENT SERVICE</b>				
Max % (MV)	50.0	26.8	Compliant	
Max Maturity (Years)	5.0	0.0	Compliant	
Min Rating (A-1 by 1, A- by 1)	0.0	0.0	Compliant	
<b>COLLATERALIZED BANK DEPOSITS</b>				
Max % (MV)	100.0	35.2	Compliant	
Max Maturity (Years)	5.0	0.0	Compliant	
<b>COLLATERALIZED TIME DEPOSITS (NON-NEGOTIABLE CD/TD)</b>				
Max % (MV)	30.0	0.0	Compliant	
Max % Issuer (MV)	5.0	0.0	Compliant	
Max Maturity (Years)	5.0	0.0	Compliant	
Min Rating (A-1 by 1)	0.0	0.0	Compliant	
<b>COMMERCIAL PAPER</b>				
Max % (MV)	25.0	0.0	Compliant	

# STATEMENT OF COMPLIANCE

San Diego Community Power ConsAgg | Account #11452 | As of March 31, 2026

Rules Name	Limit	Actual	Compliance Status	Notes
Max % Issuer (MV)	5.0	0.0	Compliant	
Max Maturity (Days)	270.0	0.0	Compliant	
Min Rating (A-1 by 1, A- by 1)	0.0	0.0	Compliant	
<b>CORPORATE MEDIUM TERM NOTES</b>				
Max % (MV)	30.0	4.4	Compliant	
Max % Issuer (MV)	5.0	0.2	Compliant	
Max Maturity (Years)	5.0	5.0	Compliant	
Min Rating (A- by 1)	0.0	0.0	Compliant	
<b>FDIC INSURED TIME DEPOSITS (NON-NEGOTIABLE CD/TD)</b>				
Max % (MV)	30.0	0.0	Compliant	
Max % Issuer (MV)	5.0	0.0	Compliant	
Max Maturity (Years)	5.0	0.0	Compliant	
Min Rating (A-1 by 1, A- by 1)	0.0	0.0	Compliant	
<b>FEDERAL AGENCIES</b>				
Max % (MV)	100.0	0.1	Compliant	
Max % Issuer (MV)	30.0	0.1	Compliant	
Max Callables (MV)	20.0	0.0	Compliant	
Max Maturity (Years)	5.0	1.3	Compliant	
Min Rating (A-1 by 1, A- by 1)	0.0	0.0	Compliant	
<b>JOINT POWERS AUTHORITY (JPA) / LOCAL GOVERNMENT INVESTMENT POOL (LGIP)</b>				
Max % (MV)	100.0	1.5	Compliant	
<b>LOCAL AGENCY INVESTMENT FUND (LAIF)</b>				
Max % (MV)	100.0	11.3	Compliant	
<b>MONEY MARKET MUTUAL FUNDS</b>				
Max % (MV)	20.0	0.3	Compliant	
Max % Issuer (MV)	20.0	0.3	Compliant	
Min Rating (AAA by 2)	0.0	0.0	Compliant	
<b>MORTGAGE-BACKED SECURITIES (NON-AGENCY)</b>				

# STATEMENT OF COMPLIANCE

San Diego Community Power ConsAgg | Account #11452 | As of March 31, 2026

Rules Name	Limit	Actual	Compliance Status	Notes
Max % (MV; ABS & MBS)	20.0	3.4	Compliant	
Max % Issuer (MV)	5.0	0.0	Compliant	
Max Maturity (Years)	5.0	0.0	Compliant	
Min Rating (AA- by 1)	0.0	0.0	Compliant	
<b>MUNICIPAL SECURITIES</b>				
Max % (MV)	30.0	0.1	Compliant	
Max % Issuer (MV)	5.0	0.1	Compliant	
Max Maturity (Years)	5.0	3.5	Compliant	
Min Rating (A-1 by 1 or A- by 1)	0.0	0.0	Compliant	
<b>NEGOTIABLE CERTIFICATES OF DEPOSIT (NCD)</b>				
Max % (MV)	30.0	0.0	Compliant	
Max % Issuer (MV)	5.0	0.0	Compliant	
Max Maturity (Years)	5.0	0.0	Compliant	
Min Rating (A-1 or A- by 1)	0.0	0.0	Compliant	
<b>SRI PROHIBITED INVESTMENTS</b>				
Prohibited Investment - Fossil Fuels	0.0	0.0	Compliant	
<b>SUPRANATIONAL OBLIGATIONS</b>				
Max % (MV)	30.0	0.1	Compliant	
Max % Issuer (MV)	10.0	0.1	Compliant	
Max Maturity (Years)	5.0	4.6	Compliant	
Min Rating (AA- by 1)	0.0	0.0	Compliant	
<b>U.S. TREASURIES</b>				
Max % (MV)	100.0	10.4	Compliant	
Max Maturity (Years)	5.0	4.9	Compliant	
Min Rating (A-1 by 1, A- by 1)	0.0	0.0	Compliant	

# PORTFOLIO CHARACTERISTICS

San Diego Community Power | Account #11293 | As of March 31, 2026

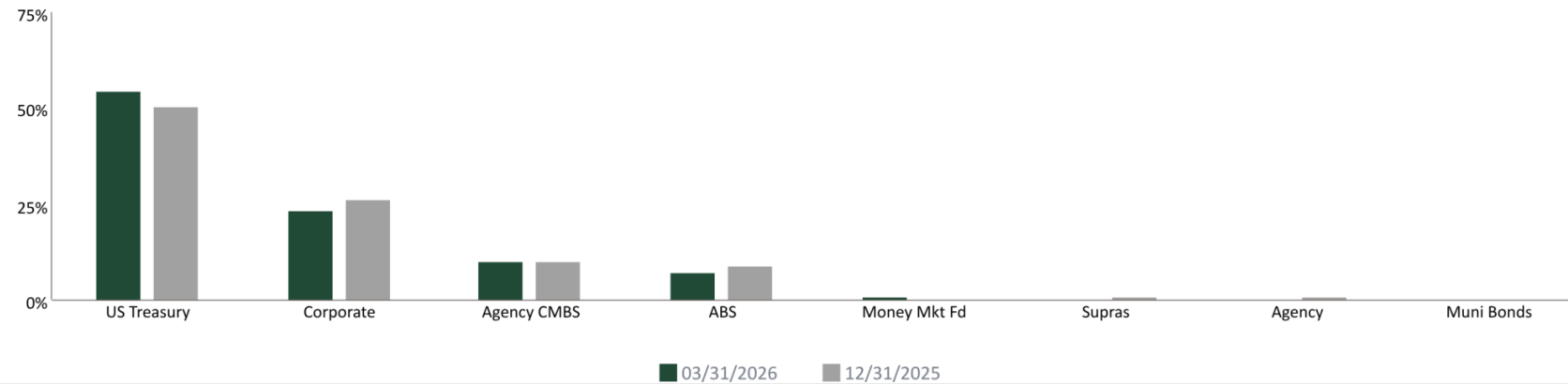
	Benchmark*	3/31/2026 Portfolio	12/31/2025 Portfolio
Average Maturity (yrs)	2.65	2.93	3.03
Average Modified Duration	2.47	2.51	2.55
Average Purchase Yield		4.09%	4.16%
Average Market Yield	3.84%	4.02%	3.77%
Average Quality**	AA+	AA+	AA
Total Market Value		124,884,349	104,590,213

\*Benchmark: ICE BofA 1-5 Year Unsubordinated US Treasury & Agency Index

\*\*The credit quality is a weighted average calculation of the highest of S&P, Moody's and Fitch.

# SECTOR DISTRIBUTION

San Diego Community Power | Account #11293 | As of March 31, 2026



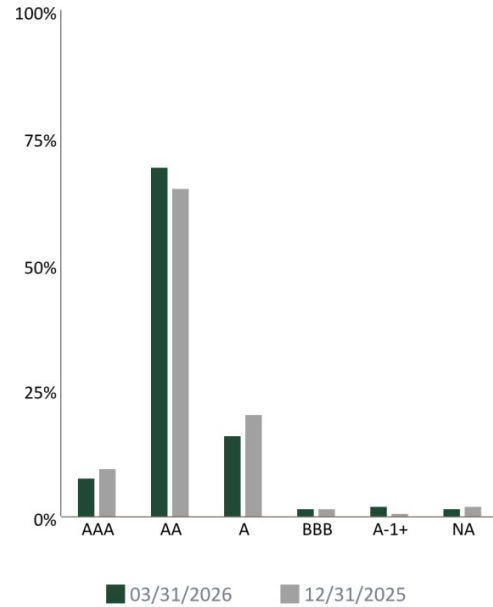
Sector as a Percentage of Market Value

Sector	03/31/2026	12/31/2025
US Treasury	55.09%	50.72%
Corporate	23.42%	26.66%
Agency CMBS	10.38%	10.19%
ABS	7.46%	9.38%
Money Mkt Fd	1.43%	0.38%
Supras	0.79%	0.95%
Agency	0.72%	0.87%
Muni Bonds	0.71%	0.86%

# QUALITY DISTRIBUTION

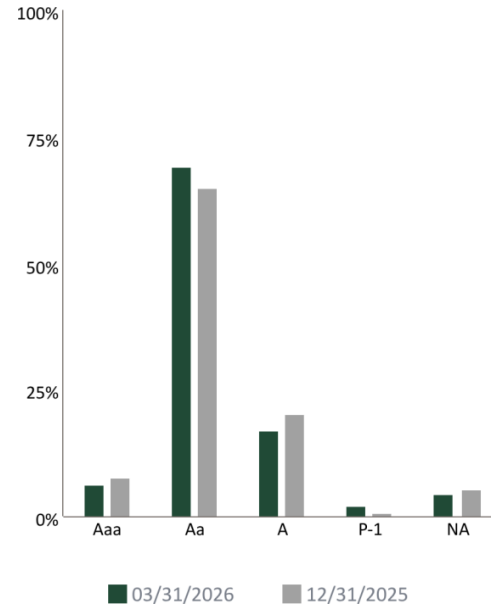
San Diego Community Power | Account #11293 | As of March 31, 2026

S&P Rating



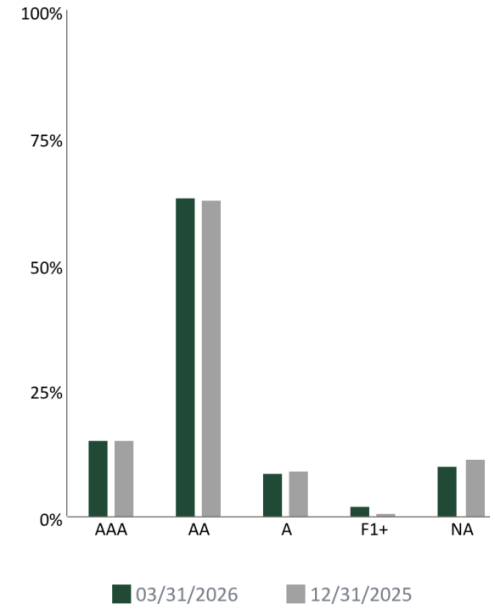
Rating	03/31/2026	12/31/2025
AAA	8.11%	9.64%
AA	69.51%	65.07%
A	16.12%	20.29%
BBB	2.06%	1.83%
A-1+	2.39%	0.95%
NA	1.81%	2.21%

Moody's Rating



Rating	03/31/2026	12/31/2025
Aaa	6.65%	7.74%
Aa	69.16%	65.28%
A	17.28%	20.42%
P-1	2.39%	0.95%
NA	4.52%	5.61%

Fitch Rating

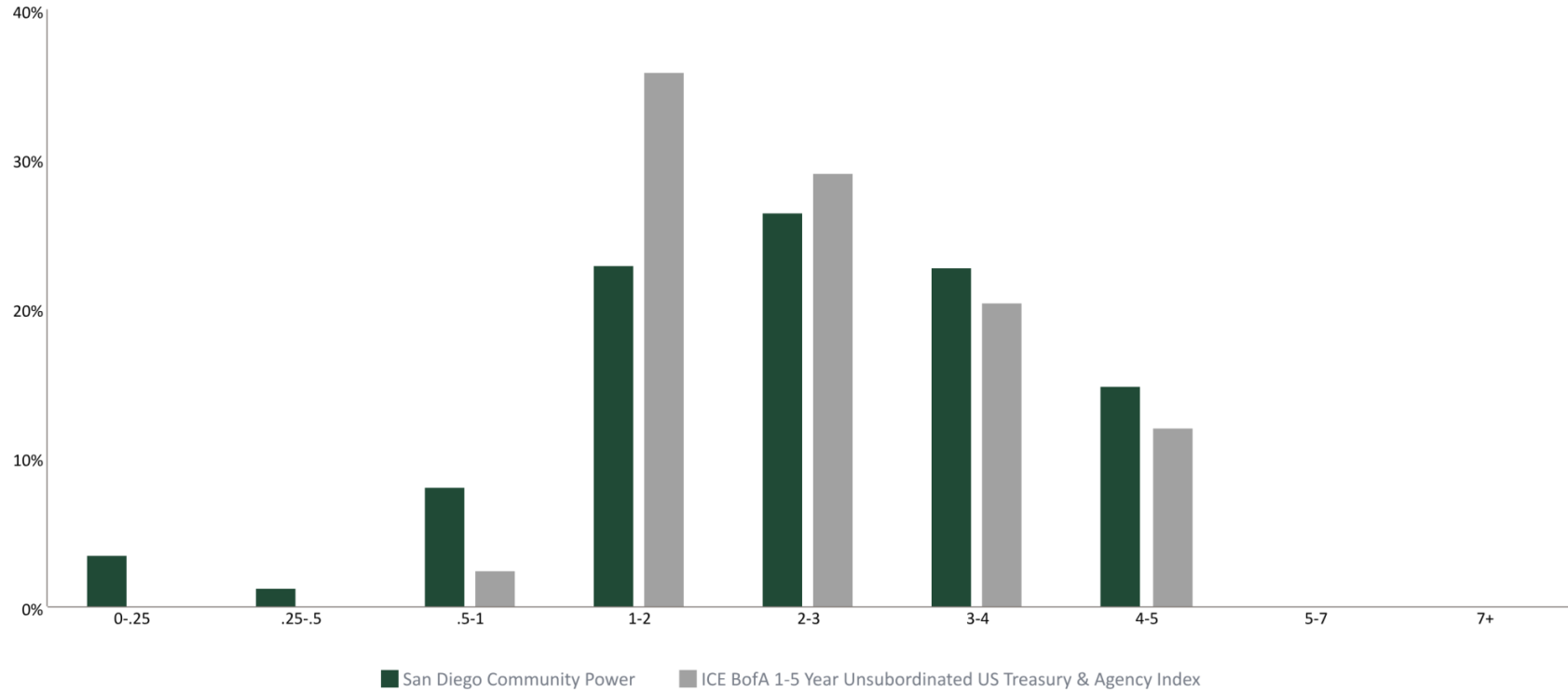


Rating	03/31/2026	12/31/2025
AAA	15.32%	15.19%
AA	63.22%	62.72%
A	8.73%	9.31%
F1+	2.39%	0.95%
NA	10.33%	11.82%

# DURATION DISTRIBUTION

San Diego Community Power | Account #11293 | As of March 31, 2026

Portfolio Compared to the Benchmark

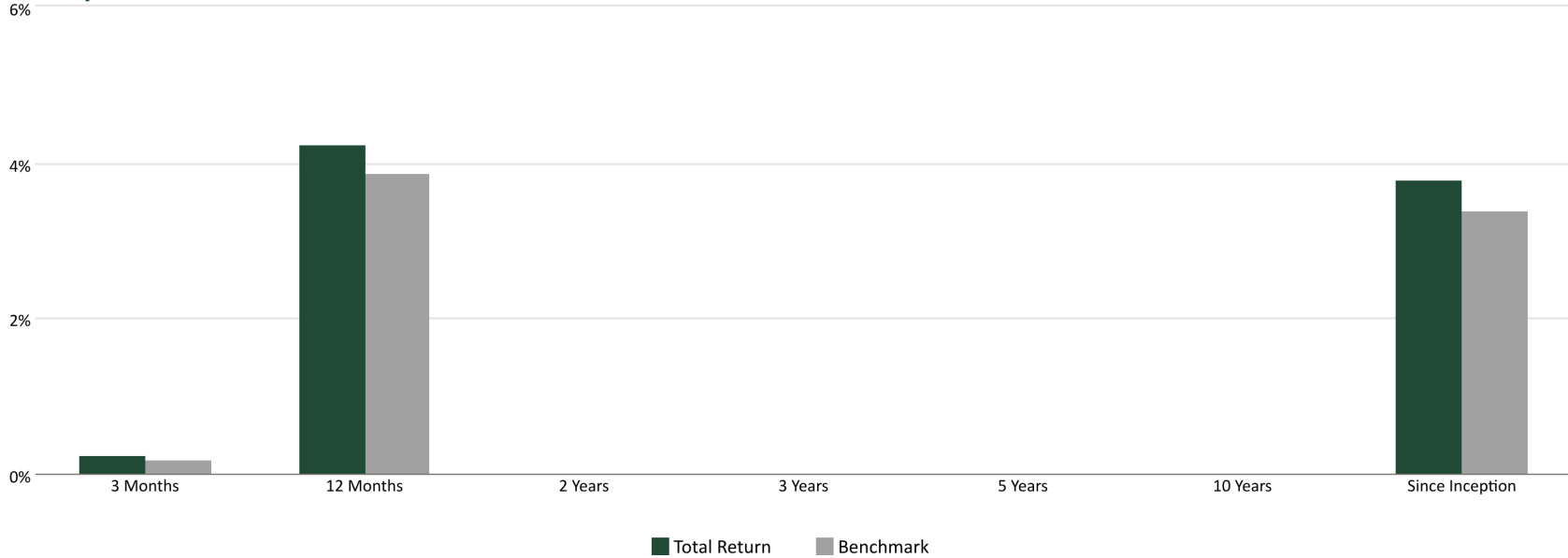


	0-0.25	0.25-.5	.5-1	1-2	2-3	3-4	4-5	5-7	7+
Portfolio	3.5%	1.4%	8.0%	22.9%	26.5%	22.8%	14.8%	0.0%	0.0%
ICE BofA 1-5 Year Unsubordinated US Treasury & Agency Index	0.0%	0.0%	2.5%	35.8%	29.1%	20.5%	12.1%	0.0%	0.0%

# INVESTMENT PERFORMANCE

San Diego Community Power | Account #11293 | As of March 31, 2026

Total Rate of Return: Inception | 10/01/2024



TOTAL RATE OF RETURN*	3 Months	12 Months	2 Years	3 Years	5 Years	10 Years	Since Inception
San Diego Community Power	0.25%	4.25%					3.79%
Benchmark	0.20%	3.87%					3.40%

\*Periods over 1 year are annualized.  
 Total rate of return: A measure of a portfolio's performance over time. It is the internal rate of return, which equates the beginning value of the portfolio with the ending market value; it includes interest earnings, realized and unrealized gains and losses in the portfolio.  
 Benchmark: ICE BofA 1-5 Year Unsubordinated US Treasury & Agency Index

# PORTFOLIO CHARACTERISTICS

San Diego Community Power Reporting | Account #11451 | As of March 31, 2026

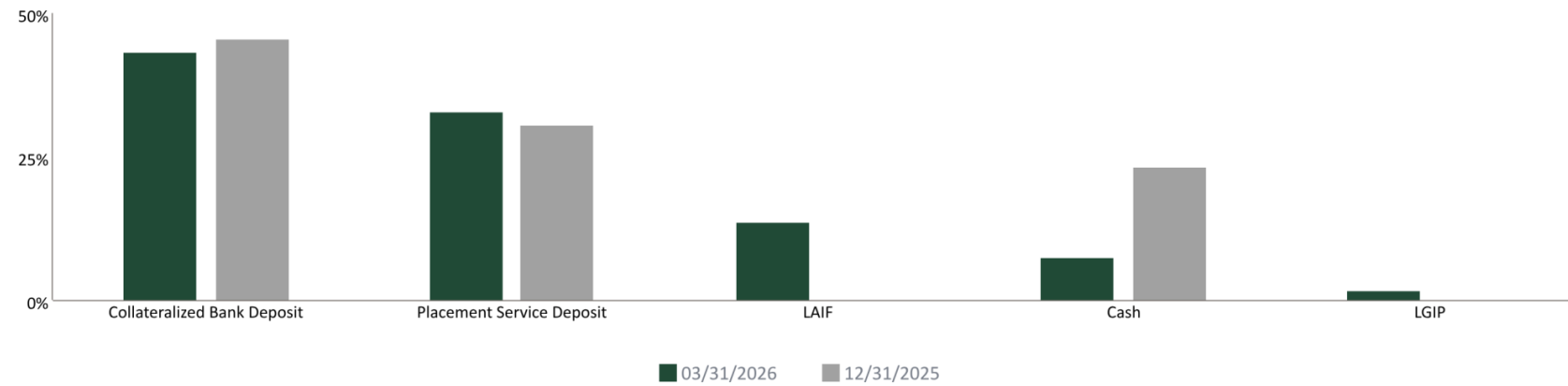
	3/31/2026 Portfolio	12/31/2025 Portfolio
Average Maturity (yrs)	0.00	0.00
Average Modified Duration	0.00	0.00
Average Purchase Yield	3.65%	3.34%
Average Market Yield	3.73%	3.34%
Average Quality**	AAA	AAA
Total Market Value	537,277,366	571,595,985

\*Benchmark: NO BENCHMARK REQUIRED

\*\*The credit quality is a weighted average calculation of the highest of S&P, Moody's and Fitch.

## SECTOR DISTRIBUTION

San Diego Community Power Reporting | Account #11451 | As of March 31, 2026



### Sector as a Percentage of Market Value

Sector	03/31/2026	12/31/2025
Collateralized Bank Deposit	43.36%	45.91%
Placement Service Deposit	32.97%	30.66%
LAIF	13.97%	0.02%
Cash	7.84%	23.42%
LGIP	1.86%	--

# Public Comment on Item No. 2

# Item No. 2

## COMMITTEE MEMBERS COMMENTS AND QUESTIONS

Treasurer's Report for  
Period Ending  
March 31, 2026




### Recommendation:

Receive and File Treasurer's Report for Period  
Ending March 31, 2026

# Item No. 3

## Public Hearing on AB 2561 (McKinnor) – Status of Vacancies, Recruitment and Retention



### **Recommendation:**

Recommend the Board hold a public hearing, receive comments, and accept a report on the status of Community Power employee vacancy rates and recruitment and retention efforts.

Presenter:  
Tim Manglicmot, Senior Director of Finance and Risk

# Background

---

Assembly Bill (AB) 2561 (McKinnor) amended the *Myers-Milias-Brown Act* (MMBA) to add Government Code Section 3502.3, which created a new obligation for public agencies to present the status of vacancies and recruitment and retention efforts. The public hearing must be held at least once per fiscal year prior to adopting an annual budget. During the hearing, the public agency shall identify any necessary changes to policies, procedures, and recruitment activities that may lead to obstacles in the hiring process. The law also allows recognized employee organizations, which Community Power does not have, an opportunity to present at the public hearing. The new law took effect on January 1, 2025, and applies to all public agencies.



# Requirements

---

- "Status" of vacancies - 28 vacancies of which 23 were new positions
- Recruitment and retention efforts
- Present findings and make any recommendations, if needed, to recruitment and retention efforts



# Current Openings Positions

---

- **Marketing and Communications Associate:** In-Person interviews. Using outside Executive recruiter to source candidates. No foreseen obstacles to hiring.
- **Data Engineer:** High number of applications received. No foreseen obstacles to hiring.
- **Program Associate:** Final interview stages.



# Findings

Employee turnover at Community Power this past fiscal year stood at 3.16%, and employee retention stood at 96.8%, as shown in the table below. Of the twenty-eight vacancies, twenty-three were new positions; four positions were backfilled, and one position being backfilled was split into two part-time hires. Community Power’s retention efforts include offering competitive wages, 10% of base pay employer contribution to employee Money Purchase Plan retirement account, generous vacation, and sick time, 11 paid holidays including a winter break, and a professional development stipend. Because Community Power has been highly successful in filling vacant positions this past fiscal year and retaining its employees, no changes are being recommended to its recruitment process and retention efforts.

<b>Fiscal Year</b>	<b>Turnover</b>	<b>Retention</b>	<b>Separated</b>	<b>Active</b>
<b>2024</b>	8.62%	91.38%	5	58
<b>2025</b>	5.00%	95.00%	4	80
<b>2026</b>	3.16%	96.84%	3	95



# Status of Vacancies

Position	Department	Posted	Hired	Reason For Vacancy
Chief Commercial Officer	Power Services	4/9/2025	Yes	Backfill
Sr. Origination Associate	Power Services	2/26/2025	Yes	Budgeted
Community Engagement Coordinator	Public Affairs	4/3/2025	Yes, filled by an internal candidate	Budgeted
Community Outreach Representative	Public Affairs	5/21/2025	Yes, full-time role split into 2 part-time roles	Backfill
Portfolio Analyst	Power Services	7/1/2025	Yes	Budgeted
Account Services Analyst	IT and Data Analytics	7/8/2025	Yes, filled by an internal candidate	Budgeted
Key Account Services Analyst	IT and Data Analytics	7/8/2025	Yes	Budgeted
Facilities Lead	Operations	8/22/2025	Yes	Budgeted
Information Systems Manager	IT and Data Analytics	2/19/2026	Yes	Budgeted
Paralegal	Legal	9/25/2025	Yes	Budgeted
Communications Associate	Public Affairs	12/5/2025	Yes	Budgeted
Program Associate	Programs	9/17/2025	Yes	Budgeted
Programs Manager	Programs	4/2/2026	Yes, selected candidate start date is 6/22/2026	Budgeted
Procurement Analyst	Finance	9/25/2025	Yes	Budgeted
Associate Director of Finance	Finance	9/8/2025	Yes	Budgeted
IT Systems Engineer	IT and Data Analytics	Not posted	No	Budgeted
Sr Finance Analyst (REN Cost Recoverable)	Finance	12/12/2025	Yes	Budgeted
Application Developer (AI and API)	IT and Data Analytics	Not posted	No	Budgeted
IT Systems Administrator*	IT and Data Analytics	1/26/2026	Yes, position posted as IT Systems Analyst	Budgeted
Data Engineer	IT and Data Analytics	5/1/2026	Still Posted	Budgeted
Procurement Manager *	Finance	3/11/2026	Yes, position posted as Procurement Analyst	Budgeted
Executive Assistant for CEO	Operations	Not posted	No	Budgeted
Compliance and Contract Management Analyst	Power Services	2/9/2026	Yes, selected candidate start date is 6/17/2026	Backfill
Program Associate - SDREN	Programs	4/23/2026	Still Posted	Funded by SDREN
Chief Financial Officer	Finance	2/5/2026	Yes	Backfill
Marketing and Communication Associate	Public Affairs	5/12/2026	Still Posted	Funded by SDREN
Program Manager	Programs	Not posted	No	Budgeted



# Retention Efforts

---

- Competitive Pay
- 10% of base pay employer contribution to employee Money Purchase Plan retirement account
- Competitive total compensation package for talent retention
- 11 paid holidays including winter break (Dec. 23 – Jan. 1)
- Professional Development Stipend



# Public Comment on Item No. 3

## Item No. 3

### Committee Members Comments or Questions

### Public Hearing on AB 2561 (McKinnor) – Status of Vacancies, Recruitment and Retention




## Recommendation:

Recommend the Board hold a public hearing, receive comments, and accept a report on the status of Community Power employee vacancy rates and recruitment and retention efforts.

# Item No. 4

**Recommend Board Approval of Resolution, Adopting FY 2026-27 Operating Budget, FY 2026-27 Capital Budget, and FY 2027-2031 Capital Investment Plan**



## **Recommendation:**

Recommend Board Approval of Resolution, Adopting FY 2026-27 Operating Budget, FY 2026-27 Capital Budget, and FY 2027-2031 Capital Investment Plan.

# Budget Cycle Timeline




# Budget Highlights



**Fiscal Responsibility.** Maintaining strong reserves, proactive risk management, and innovative financial strategies to navigate market uncertainty while preserving long-term affordability and resilience.



**Organizational Sustainability.** Strengthening our internal capacity to support long-term strategy and service delivery.



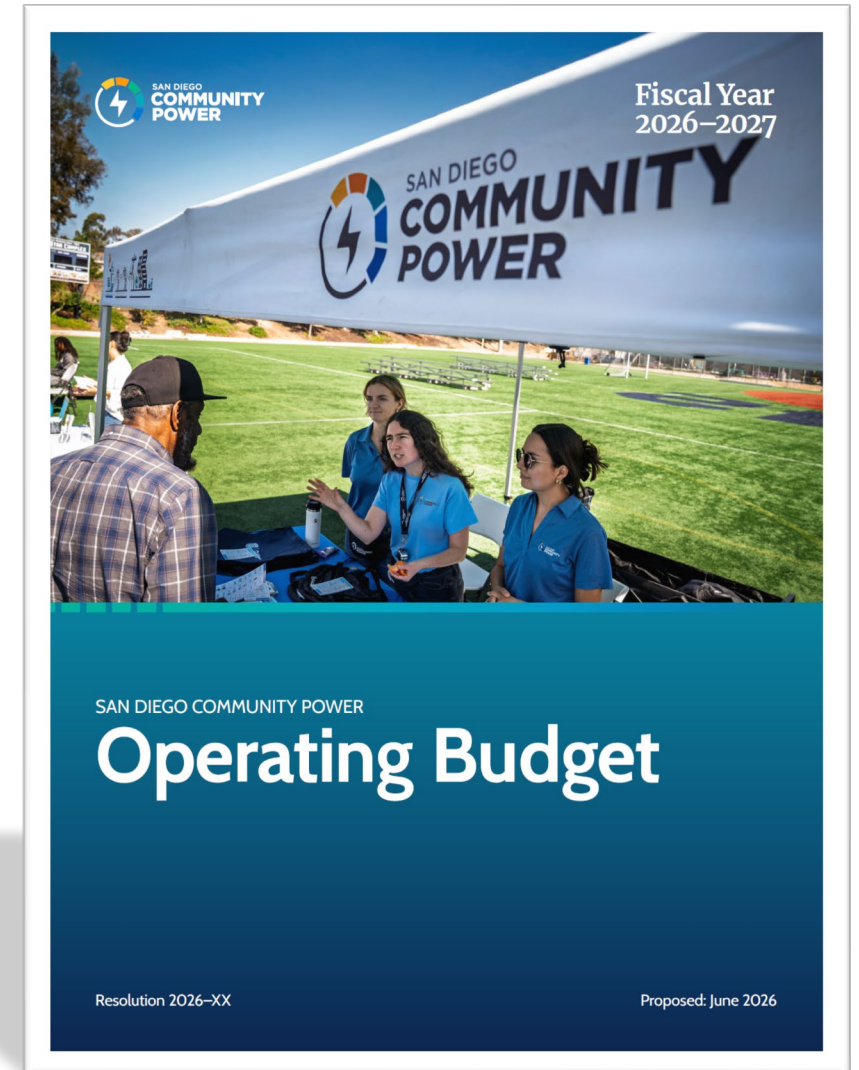
**Stable, Competitive Rates.** Maintaining affordability through disciplined operations, long-term procurement and financial foresight.



**Local Investment.** Continuing to invest in local projects that increase grid reliability and help keep power affordable for customers.



**Capital Investment Plan.** Advancing our Capital Investment Plan to guide infrastructure development and ensure transparency.



# FY 2026–2027 Operating Budget

Item	May 28, 2026 Board Meeting, \$M	June 18, 2026 FRMC Meeting, \$M	FY27 Budget Change, \$M
Gross Revenue	932.8	932.8	-
Less Uncollectible Accounts	(14.0)	(14.0)	-
<b>Net Revenue</b>	<b>918.8</b>	<b>918.8</b>	-
Cost of Energy	872.3	872.3	-
Non-Energy Costs	56.5	55.7	(0.8)
<b>Subtotal Operating Expense</b>	<b>928.9</b>	<b>928.1</b>	-
Interest Income	(23.1)	(23.1)	-
Debt Service	1.9	1.9	-
Capital Investment Plan	8.0	8.0	-
<b>Total Expense</b>	<b>915.7</b>	<b>914.9</b>	<b>(0.8)</b>
<b>Net Position</b>	<b>3.1</b>	<b>3.9</b>	<b>(0.8)</b>

Staff further reviewed Community Power’s non-energy budget and are proposing further reductions of **\$0.8 million.**

Reductions	FY27 Budget Change, \$M
Personnel	(0.72)
Prof. Services	(0.08)
Strat. Comm.	(0.02)
General & Admin.	(0.01)
<b>Total</b>	<b>(0.82)</b>



\*Certain figures presented may vary slightly due solely to rounding

# FY 2026-2027 Operating Budget

Item	FY 2025-2026 Amended Budget, \$M	FY 2026-2027 Proposed Budget, \$M
Gross Revenue	1,194.8	932.8
Less Uncollectible Accounts	(19.4)	(14.0)
<b>Net Revenue</b>	<b>1,175.4</b>	<b>918.8</b>
Cost of Energy	969.9	872.3
Non-Energy Costs	50.0	55.7
<b>Subtotal Operating Expense</b>	<b>1,019.9</b>	<b>928.1</b>
Interest Income	(18.3)	(23.1)
Debt Service	1.5	1.9
Capital Investment Plan	21.9	8.0
<b>Total Expense</b>	<b>1,025.0</b>	<b>914.9</b>
<b>Net Position</b>	<b>150.4</b>	<b>3.9</b>

**Year-Over-Year  
Rate Reduction Anticipated**  
Jan to Jun 2027

**(\$97.6M)**  
Cost of Energy  
Decrease

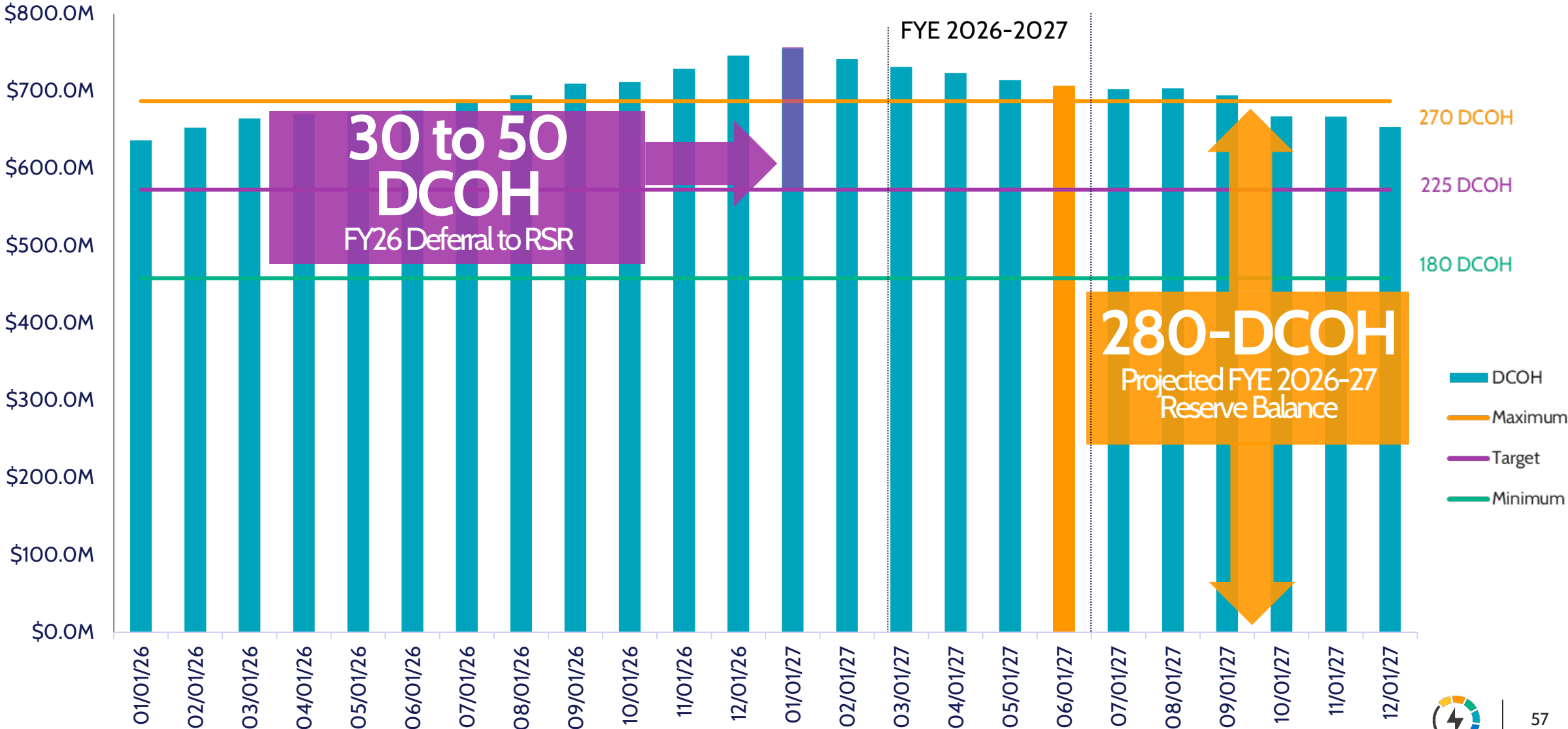
**+\$5.7M**  
Non-Energy  
Increase

**(\$13.9M)**  
Lower CIP  
Contribution

**+\$3.9M**  
Net Position



# Reserve Projections



# CIP Highlights



**SD Regional Energy Network.** In partnership with the County of San Diego, SDREN generates nearly \$125 million in energy efficiency resources for the region through 2027 and marks the final major population area in California to establish a Regional Energy Network.



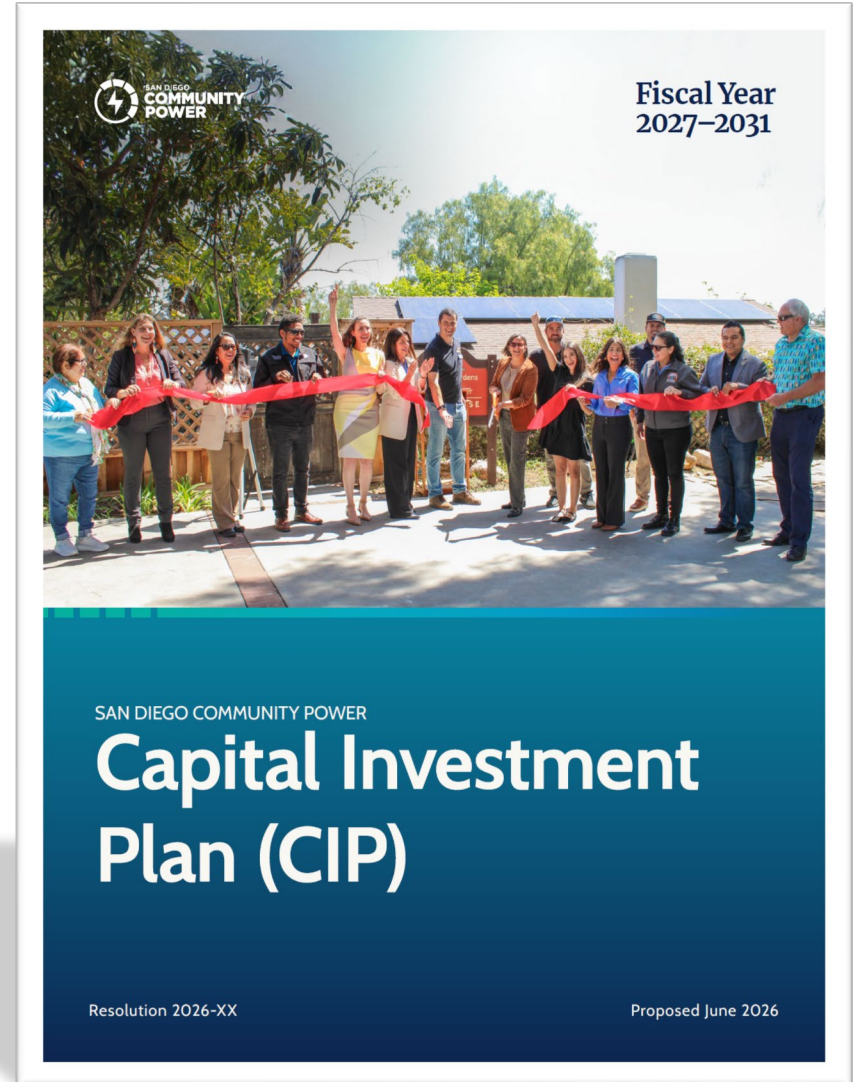
**Solar Battery Savings.** \$3.5M investment to fund upfront and performance-based incentives for home battery systems that boost resilience and reduce grid demand during peak hours.



**Pilot Programs.** \$2.5 million to support Customer Pilot Programs which represent small-scale, short-duration projects that can provide data on program design, technology acceptance and other information helpful for broader program delivery.



**Programs and Incentives.** \$1.5 million will support the Distributed Energy Resources Management Systems Software Platform to support the organization's Flexible Load Strategy.



# Capital Budget and CIP

	Carryforward	FY27	FY28	FY29	FY30	FY31	Total
<b>External Funding</b>							
Regional Energy Network	-	63.1	51.4	42.0	43.7	45.5	245.7
DAC-GT	0.3	0.3	-	-	-	-	0.6
Equitable Building Decarbonization	1.4	-	-	-	-	-	1.4
Planning and Studies	0.7	-					0.7
<b>Total External Funding</b>	<b>2.4</b>	<b>63.4</b>	<b>51.4</b>	<b>42.0</b>	<b>43.7</b>	<b>45.5</b>	<b>248.4</b>
<b>Internal Funding</b>							
Solar Battery Savings	10.8	3.5	10.4	8.3	8.5	7.6	49.1
Pilot Programs	2.0	2.5		-	-	-	4.5
Grants	1.3	-	-	-	-	-	1.3
Flexible Load	0.5	1.5	-	-	-	-	2.0
IT Projects	3.2	0.2	-	-	-	-	3.4
Program Evaluation	0.3	0.3	-	-	-	-	0.6
Application Assistance	0.3	-	0.3	-	-	0.3	0.9
<b>Total Internal Funding</b>	<b>18.4</b>	<b>8.0</b>	<b>10.7</b>	<b>8.3</b>	<b>8.5</b>	<b>7.9</b>	<b>61.8</b>
<b>Total CIP Expenses</b>	<b>20.8</b>	<b>71.40</b>	<b>62.10</b>	<b>50.30</b>	<b>52.20</b>	<b>53.40</b>	<b>310.2</b>

Appropriated in prior fiscal years

Proposed Capital Budget

Proposed Capital Investment Plan



# Proposed Actions

Proposed Board Action

## Operating Budget

Net Revenue:	\$918.8M
Total Expense:	914.9M
Net Position	\$3.9M

## Capital Budget

Operating Transfer	\$8.0M
Authorized Budget	63.4M
FY27 Capital Budget	\$71.4M

## Capital Investment Plan (FY27-FY31)

External Funding	\$249.1M
Internal Funding	61.6M
CIP	\$310.7M

## Operating Budget

Receive and file the FY2026-27 Operating Budget, which includes net revenues of \$918.8M and total expenses of \$914.9M for a total increase in net position of \$3.9M

## Capital Budget

Approve, as part of the operating budget, an \$8.0M transfer from operations to support the FY2026-27 capital budget. This supplements \$63.4 M in authorized external funding for a capital budget of \$71.4M

## Capital Investment Plan

Approve and file the FY2027-2031 Capital Investment Plan which projects a total investment of \$310.7M over the 5-year outlook period.



# Public Comment on Item No. 4

# Item No. 4 Committee Members Comments or Questions

**Recommend Board  
Approval of Resolution,  
Adopting FY 2026-27  
Operating Budget, FY  
2026-27 Capital Budget,  
and FY 2027-2031  
Capital Investment Plan**



## **Recommendation:**

Recommend Board Approval of Resolution, Adopting FY 2026-27 Operating Budget, FY 2026-27 Capital Budget, and FY 2027-2031 Capital Investment Plan.

# Committee Member Announcements

**Adjournment**



# Next Regular Finance and Risk Management Committee Meeting August 20, 2026

[CustomerService@SDCommunityPower.org](mailto:CustomerService@SDCommunityPower.org)



**We are experiencing technical difficulties.**

**Please be assured that we are working to resolve the issue and meeting will resume shortly.**

**Thank you.**

